4-6 YAŞ

TAMAMLAYICI KAZANIMLAR

SAYILAR

0 1 2 3 4 5 6 7 8 9

DİYANET İŞLERİ BAŞKANLIĞI
EĞİTİM HİZMETLERİ
GENEL MÜDÜRLÜĞÜ

4-6 YAŞ

TAMAMLAYICI KAZANIMLAR

Proje : Eğitim Hizmetleri Genel Müdürlüğü
Proje Yöneticisi : Sedide AKBULUT
Proje Koordinatörü : Muammer ŞAHİN
Editör: Firdevs KISIM
Danışman: Mehmet AKÇEŞME
Hazırlayan: Şükran Tuğba GÖKDEMİR

EĞİTİM HİZMETLERİ
GENEL MÜDÜRLÜĞÜ

SAYILAR

1. Birden dokuza kadar olan rakamları tanır.
2. Sıfır rakamını tanır.
3. Rakamları sırasıyla sayar.
4. Rakamların yazılışını taklit eder.
5. Söylenen sayı kadar nesneyi gösterir.

- İlk etapta sırasıyla 1-9 arası rakamlar farklı etkinliklerle şekil olarak çocuklara tanıtılır ardından 0 rakamı öğretilir ve çocuklara rakamları kavramaları için yeterli zaman tanınır.
- Rakamlar çocuklara doğru yazım kurallarına dikkat edilerek öğretilir.
- Rakamlar öğretildikten sonra hangi sıra ile sayılacağı sözel olarak belirtilir. (Melodilerden faydalanılabilir)
- Çocuklara öğrendikleri her rakamdan sonra rakam kadar nesneyi gösterecekleri/getirecekleri etkinlikler yaptırılır.
- Çocuklara rakamlarla nesneleri eşleştirebilecekleri etkinlikler yaptırılır.



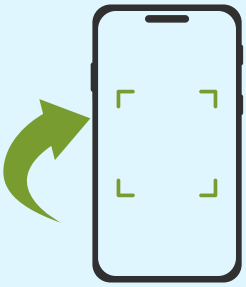

Sayıları şarkı olarak dinlemek istersen karekodu okut.

SIFIR





0 rakamlı balonu istediğin gibi boya.



O rakamını çizebilmek için okları takip ederek birleştir.

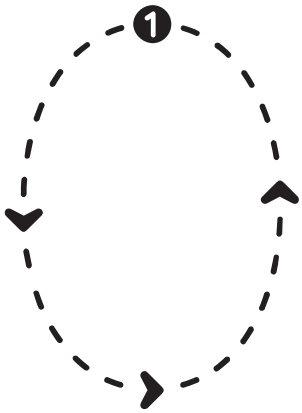

0 rakamlarının noktalarını birleştir, en alttaki boş yerlere 0 rakamı çiz.



0 rakamlarının noktalarını birleştir, en alttaki boş yerlere 0 rakamı çiz.



Aşağıdaki rakamlardan 0 olanları yuvarlak içine al.

2 4 0 8 0 9 7 5

3 1 3 5 0 9 0 8 2

4 6 0 5 0 1 5 4

0 8 0 7 0 6 4 3

1 2 0 9 7 6 8 2 5

1 4 2 5 3 6 4 0 5

8 6 9 7 0 9 7 8

6 0 5 6 4 5 3 4

2 3 1 0 1 9 2 8 3

7 4 6 5 1 0 2 9 3

8 4 0 6 5 1 3 5 7

9 0 8 6 4 2 1 3 5

7 9 0 8 6 4 2 1 3

Aşağıdaki rakamlardan 0 olanları yuvarlak içine al.

2 4 6 8 0 9 7 5 3 1

3 5 7 9 0 8 2 4 6 7

5 3 1 5 4 2 8 0 7 9

6 4 3 1 2 0 9 7 6 8

2 5 1 4 2 5 3 6 4 7 5

8 6 9 7 0 9 7 8 6 7

5 6 4 5 3 4 2 3 1 0 1

9 2 8 3 7 4 6 5 1 0

2 9 3 8 4 7 6 5 3 5

7 9 1 2 0 8 4 6 7 0

2 4 8 6 9 7 3 1 5 0

8 6 2 1 3 5 7 9 0 1

4 6 8 5 4 3 2 1 0 9

8 7 6 5 4 3 2 1 0 7

9 5 3 1 8 6 0 2 4 3

5 6 8 0 2 1 3 5 7 9 1

Aşağıya hayal gücünü kullanarak örneklerdeki gibi 0 rakamından oluşan resimler çiz.













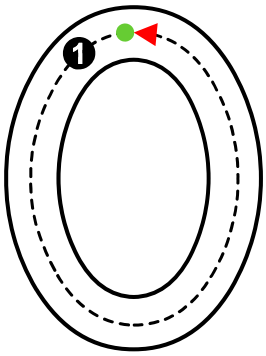

Boş kutulara örnekte olduğu gibi 0 rakamını çiz.

0							

Aşağıya 0 tane elma çiz.

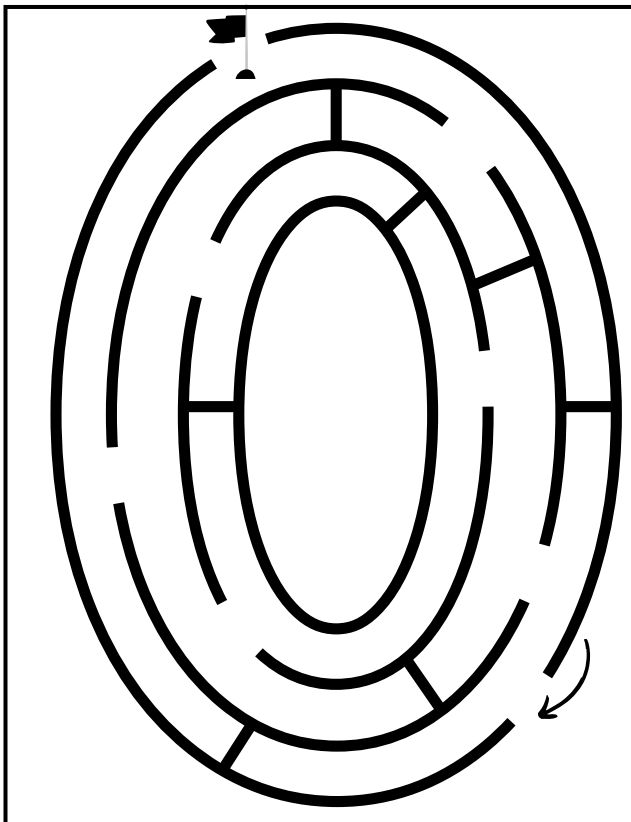

0 rakamlarını bul ve içini boya.

3	1	0	8	6
0	3	1	0	2
0	1	4	8	5
9	0	3	2	0
0	1	0	3	8

Dairelerin içindeki nesneleri say. 0 tane olanları 0 rakamıyla eşleştir.



Aşağıdaki parçaları etrafından kes ve örnekte olduğu gibi, 0 rakamından bir ayıcık oluştur.













BİR





1 rakamlı balonu istediğin gibi boya.

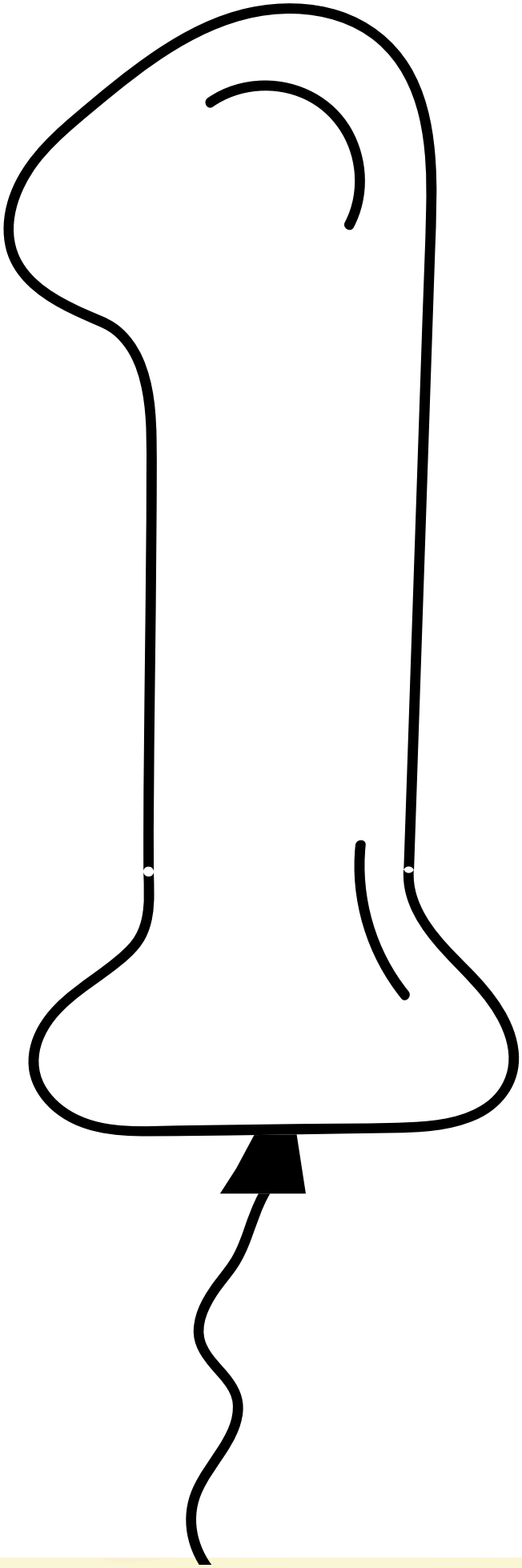

1 rakamının noktalarını birleştir.1 tane kuşu da noktalarından birleştirip boya.





1 rakamlarının noktalarını birleştir, en alttaki boş yerlere 1 rakamı çiz.



1 rakamlarının noktalarını birleştir, en alttaki boş yerlere 1 rakamı çiz.



Aşağıdaki rakamlardan 1 olanları yuvarlak içine al.

2 4 1 8 1 9 7 5 3

1 3 5 0 9 1 8 2 4

6 1 5 0 1 5 4 0 8

0 7 1 6 4 3 1 2 1

9 7 6 8 2 5 1 4 2

5 3 6 4 1 5 8 6 9

7 0 9 7 8 6 0 5

6 4 5 3 4 2 3 1 0

1 9 2 8 1 7 4 6 5

1 0 2 9 3 8 4 0

6 5 1 3 5 7 9 0 8

6 4 2 1 3 5 7 9 0

8 6 4 2 1 3 1 0 1

Aşağıdaki rakamlardan 1 olanları yuvarlak içine al.

2 4 6 8 0 9 7 5 3 1

3 5 7 9 0 8 2 4 6 7

5 3 1 5 4 2 8 0 7 9

6 4 3 1 2 0 9 7 6 8

2 5 1 4 2 5 3 6 4 7 5

8 6 9 7 0 9 7 8 6 7

5 6 4 5 3 4 2 3 1 0 1

9 2 8 3 7 4 6 5 1 0

2 9 3 8 4 7 6 5 3 5

7 9 1 2 0 8 4 6 7 0

2 4 8 6 9 7 3 1 5 0

8 6 2 1 3 5 7 9 0 1

4 6 8 5 4 3 2 1 0 9

8 7 6 5 4 3 2 1 0 7

9 5 3 1 8 6 0 2 4 3

5 6 8 0 2 1 3 5 7 9 1

Aşağıya hayal gücünü kullanarak örneklerdeki gibi 1 rakamından oluşan resimler çiz.









1



Dairelerin içindeki nesneleri say. 1 tane olanları 1 rakamıyla eşleştir.











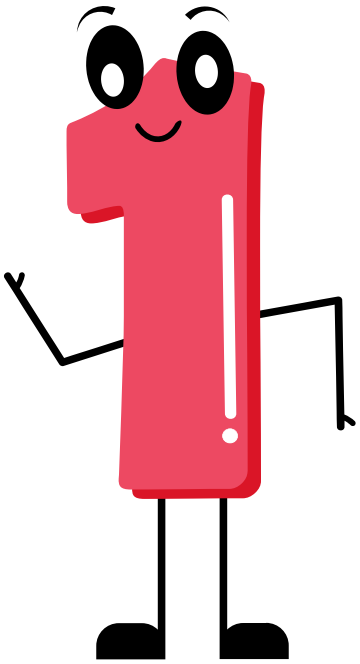



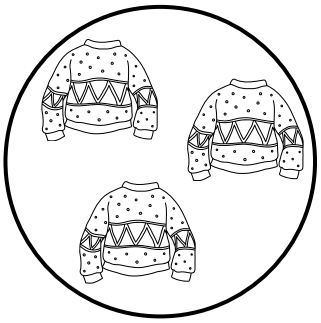









Kutunun içindeki doğru yazılan 1 rakamlarını bul ve işaretle.







٦	١	٦	١	٦	٦
١	٦	١	٦	١	١
١	٦	٦	١	٦	١
٦	١	٦	٦	٦	١
١	٦	١	٦	١	٦
٦	١	٦	١	٦	١
١	٦	٦	٦	١	٦

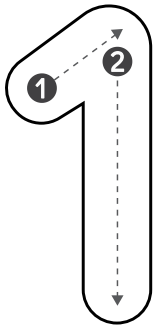

Boş kutulara örnekte olduğu gibi 1 rakamını çiz.

1							

Aşağıdaki bir yaprağı olan elmayı boya.



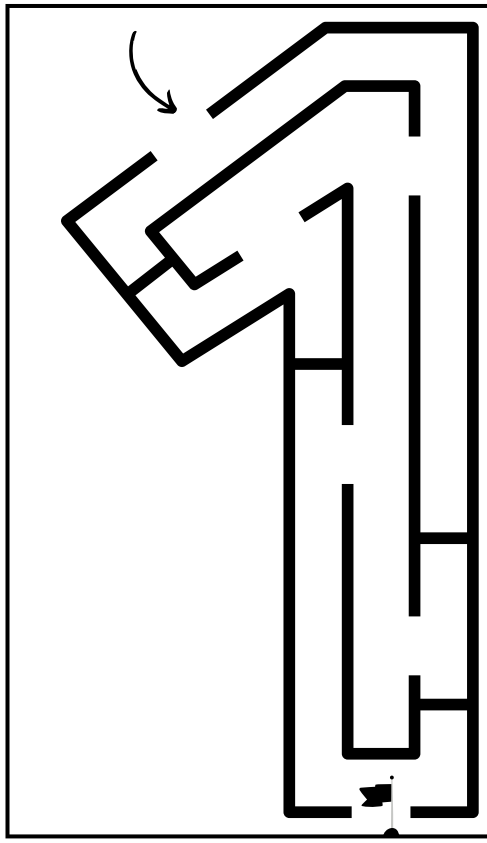

1 rakamlarını bul ve içini boya.

3	1	0	8	1
0	3	1	0	2
0	1	4	8	5
9	1	3	2	1
0	1	0	3	8

Aşağıdaki parçaları etrafından kes ve örnekte olduğu gibi, 1 rakamından zürafa oluştur.















İKİ



2





2 rakamlı balonu istediğin gibi boya.



2 rakamının noktalarını birleştir. 2 tane kelebeği de noktalarından birleştirip boya.



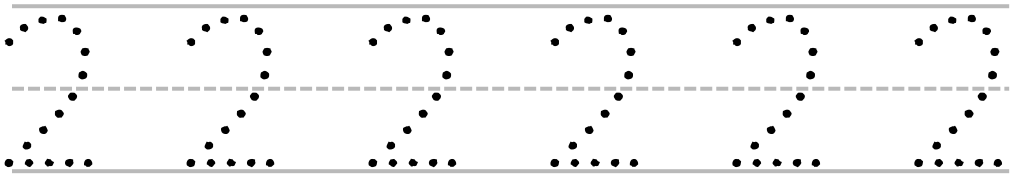





2 rakamlarının noktalarını birleştir, en alttaki boş yerlere 2 rakamı çiz.



2 rakamlarının noktalarını birleştir, en alttaki boş yerlere 2 rakamı çiz.



Aşağıdaki rakamlardan 2 olanları yuvarlak içine al.

2 4 1 8 2 9 7 5 3

2 3 5 0 9 1 8 2 4

6 2 5 0 2 5 4 0

8 0 7 1 6 4 3 1 2

1 9 2 6 8 2 5 2 4

2 5 3 2 4 1 5 8 6

9 7 0 9 7 8 2 0

5 6 4 5 2 4 2 3 1

0 2 9 2 8 1 7 4 6

5 1 0 2 9 3 8 4 0

6 5 1 3 5 7 9 0 8

6 4 2 2 3 5 7 9

0 8 6 4 2 1 3 2 0

Aşağıdaki rakamlardan 2 olanları yuvarlak içine al.

2 4 6 8 0 9 7 5 3 1

3 5 7 9 0 8 2 4 6 7

5 3 1 5 4 2 8 0 7 9

6 4 3 1 2 0 9 7 6 8

2 5 1 4 2 5 3 6 4 7 5

8 6 9 7 0 9 7 8 6 7

5 6 4 5 3 4 2 3 1 0 1

9 2 8 3 7 4 6 5 1 0

2 9 3 8 4 7 6 5 3 5

7 9 1 2 0 8 4 6 7 0

2 4 8 6 9 7 3 1 5 0

8 6 2 1 3 5 7 9 0 1

4 6 8 5 4 3 2 1 0 9

8 7 6 5 4 3 2 1 0 7

9 5 3 1 8 6 0 2 4 3

5 6 8 0 2 1 3 5 7 9 1

Aşağıya hayal gücünü kullanarak örneklerdeki gibi 2 rakamından oluşan resimler çiz.









2

2

Dairelerin içindeki nesneleri say. 2 tane olanları 2 rakamıyla eşleştir.

























Kutunun içindeki doğru yazılan 2 rakamlarını bul ve işaretle.







2	ς	ς	2	ς	ς
2	ς	2	ς	2	ς
ς	2	ς	2	ς	2
2	ς	2	ς	ς	2
2	ς	ς	2	ς	2
2	ς	2	2	2	2
ς	2	ς	2	ς	2



Boş kutulara örnekte olduğu gibi 2 rakamını çiz.

2							

Aşağıdaki elmalardan 2 tanesini boya.





2 rakamlarını bul ve içini boya.

3	1	2	8	6
2	3	1	0	2
0	2	4	8	5
9	0	3	2	0
2	1	2	3	8

2 rakamına benzeyen kuğunun üzerine yapıştırıcı sür, pamukları kuğuya yapıştır.





ÜÇ













3 rakamlı balonu istediğin gibi boya.



3 rakamının noktalarını birleştir. 3 tane arıyı da noktalarından birleştirip boya.

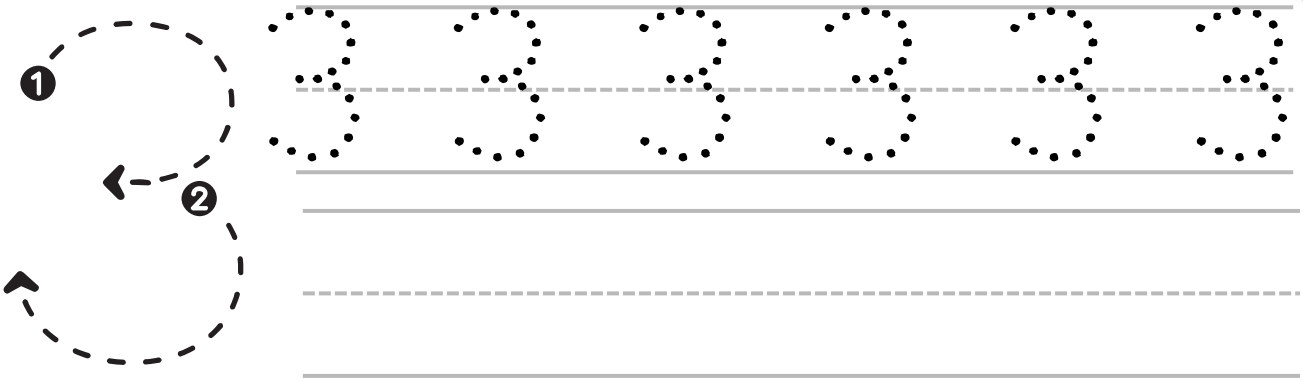



3 rakamlarının noktalarını birleştir, en alttaki boş yerlere 3 rakamı çiz.



3 rakamlarının noktalarını birleştir, en alttaki boş yerlere 3 rakamı çiz.



Aşağıdaki rakamlardan 3 olanları yuvarlak içine al.

3 4 1 8 2 3 7 5 3

2 3 5 3 9 1 8 2 4

6 2 3 0 2 5 3 0

8 3 7 1 6 3 3 1 2

1 9 2 6 8 2 5 2 4

2 3 3 2 4 1 5 8 6

9 3 0 9 3 8 2 0

5 6 4 5 2 4 2 3 1

0 3 9 3 8 1 7 4 6

5 1 0 2 9 3 8 4 0

6 5 1 3 5 7 9 3 8

6 3 2 2 3 5 7 9

0 8 6 3 2 1 3 2 0

Aşağıdaki rakamlardan 3 olanları yuvarlak içine al.

2 4 6 8 0 9 7 5 3 1

3 5 7 9 0 8 2 4 6 7

5 3 1 5 4 2 8 0 7 9

6 4 3 1 2 0 9 7 6 8

2 5 1 4 2 5 3 6 4 7 5

8 6 9 7 0 9 7 8 6 7

5 6 4 5 3 4 2 3 1 0 1

9 2 8 3 7 4 6 5 1 0

2 9 3 8 4 7 6 5 3 5

7 9 1 2 0 8 4 6 7 0

2 4 8 6 9 7 3 1 5 0

8 6 2 1 3 5 7 9 0 1

4 6 8 5 4 3 2 1 0 9

8 7 6 5 4 3 2 1 0 7

9 5 3 1 8 6 0 2 4 3

5 6 8 0 2 1 3 5 7 9 1

Aşağıya hayal gücünü kullanarak örneklerdeki gibi 3 rakamından oluşan resimler çiz.









3



Dairelerin içindeki nesneleri say. 3 tane olanları 3 rakamıyla eşleştir.















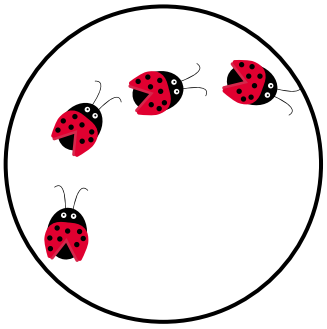









Kutunun içindeki doğru yazılan 3 rakamlarını bul ve işaretle.



3



ɜ	ɛ	ɜ	ɛ	ɜ	ɛ
ɛ	ɜ	ɛ	ɜ	ɛ	ɜ
ɜ	ɛ	ɜ	ɛ	ɜ	ɛ
ɛ	ɛ	ɜ	ɛ	ɛ	ɜ
ɛ	ɜ	ɛ	ɜ	ɜ	ɛ
ɜ	ɛ	ɜ	ɛ	ɛ	ɜ
ɛ	ɜ	ɛ	ɜ	ɜ	ɛ



Boş kutulara örnekte olduğu gibi 3 rakamını çiz.

3							

Aşağıdaki toplardan 3 tanesini boya.

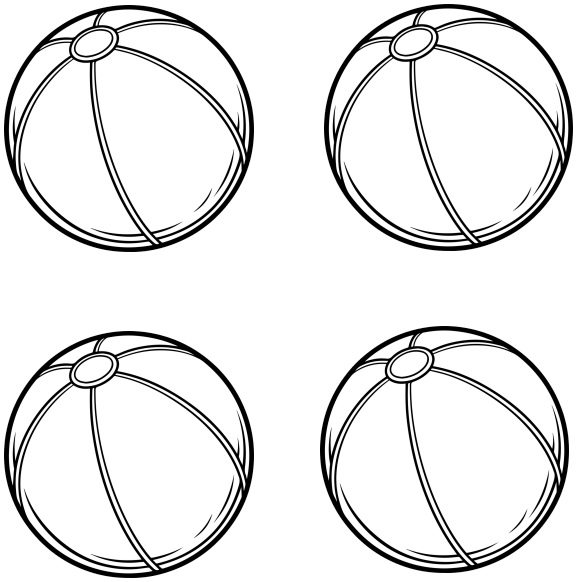



3 rakamlarını bul ve içini boya.

3	1	0	3	6
0	3	1	0	3
3	1	4	8	5
9	0	3	2	3
3	1	0	3	8

Aşağıdaki 3 rakamını ve şekilleri boya, sonra da etrafından kes. Ayrı bir kağıda yandaki görselde olduğu gibi 3 rakamından tırtıl oluştur.









DÖRT







4 rakamlı balonu istediğin gibi boya.



4 rakamının noktalarını birleştir. 4 tane balığı da noktalarından birleştirip boya.

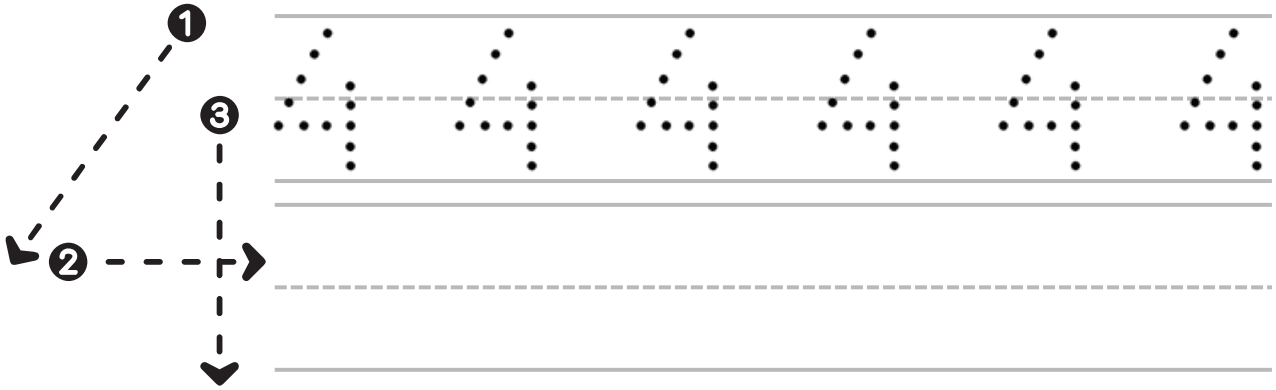

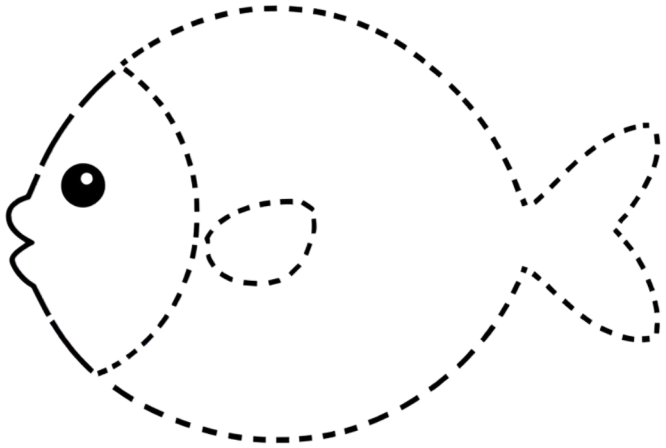

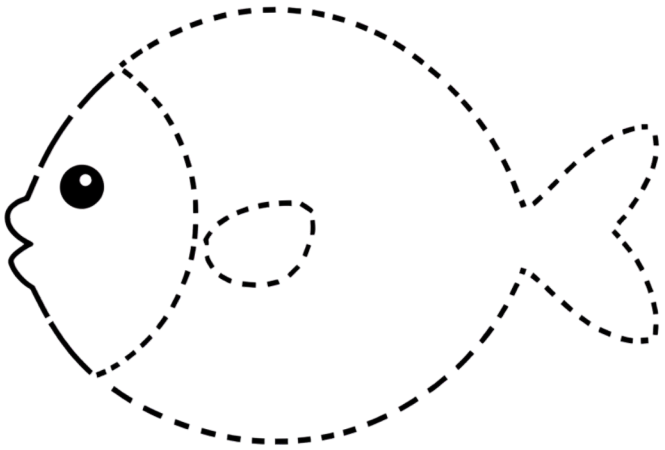

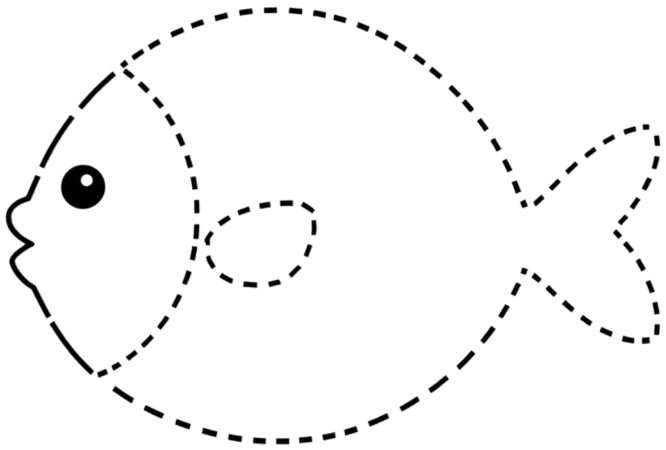

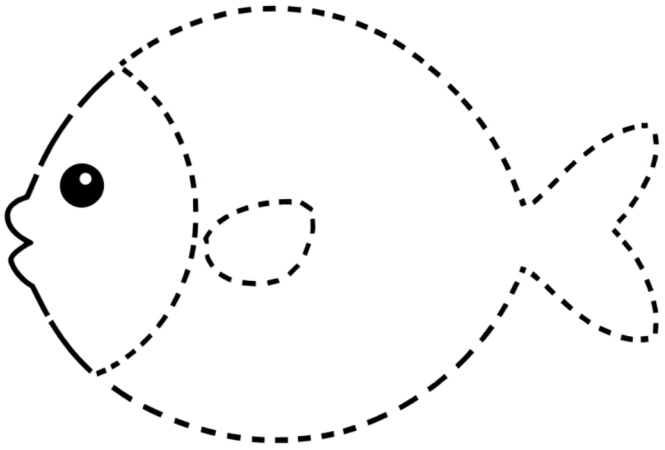

4 rakamlarının noktalarını birleştir, en alttaki boş yerlere 4 rakamı çiz.



4 rakamlarının noktalarını birleştir, en alttaki boş yerlere 4 rakamı çiz.



Aşağıdaki rakamlardan 4 olanları yuvarlak içine al.

3 4 1 8 2 4 7 5 3

2 3 5 4 9 4 8 2

4 6 2 4 0 2 5 4

0 8 4 7 1 6 3 3 1

2 1 9 2 6 4 2 4 2

4 2 3 4 2 4 1 5 8

6 9 3 0 9 3 8 2

0 5 6 4 5 2 4 2

3 1 4 3 9 4 8 1 7

4 6 5 1 0 2 4 3 8

4 0 4 5 1 3 5 7 9

3 8 6 4 2 4 3 5

7 9 0 8 6 4 2 1 4

Aşağıdaki rakamlardan 4 olanları yuvarlak içine al.

2 4 6 8 0 9 7 5 3 1

3 5 7 9 0 8 2 4 6 7

5 3 1 5 4 2 8 0 7 9

6 4 3 1 2 0 9 7 6 8

2 5 1 4 2 5 3 6 4 7 5

8 6 9 7 0 9 7 8 6 7

5 6 4 5 3 4 2 3 1 0 1

9 2 8 3 7 4 6 5 1 0

2 9 3 8 4 7 6 5 3 5

7 9 1 2 0 8 4 6 7 0

2 4 8 6 9 7 3 1 5 0

8 6 2 1 3 5 7 9 0 1

4 6 8 5 4 3 2 1 0 9

8 7 6 5 4 3 2 1 0 7

9 5 3 1 8 6 0 2 4 3

5 6 8 0 2 1 3 5 7 9 1

Aşağıya hayal gücünü kullanarak örneklerdeki gibi 4 rakamından oluşan resimler çiz.









4

4

Dairelerin içindeki nesneleri say. 4 tane olanları 4 rakamıyla eşleştir.

















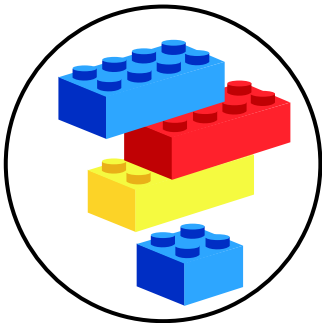







Kutunun içindeki doğru yazılan 4 rakamlarını bul ve işaretle.







٤	٣	٤	٤	٣	٤
٣	٤	٣	٣	٤	٤
٤	٣	٤	٤	٣	٣
٣	٤	٣	٣	٤	٤
٤	٣	٤	٤	٣	٣
٣	٤	٣	٤	٣	٤
٤	٣	٤	٣	٤	٣

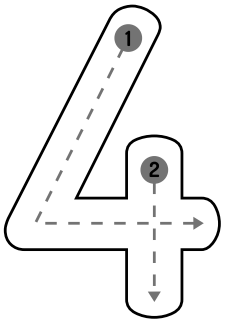

Boş kutulara örnekte olduğu gibi 4 rakamını çiz.

4							

Aşağıya 4 tane kare çiz.

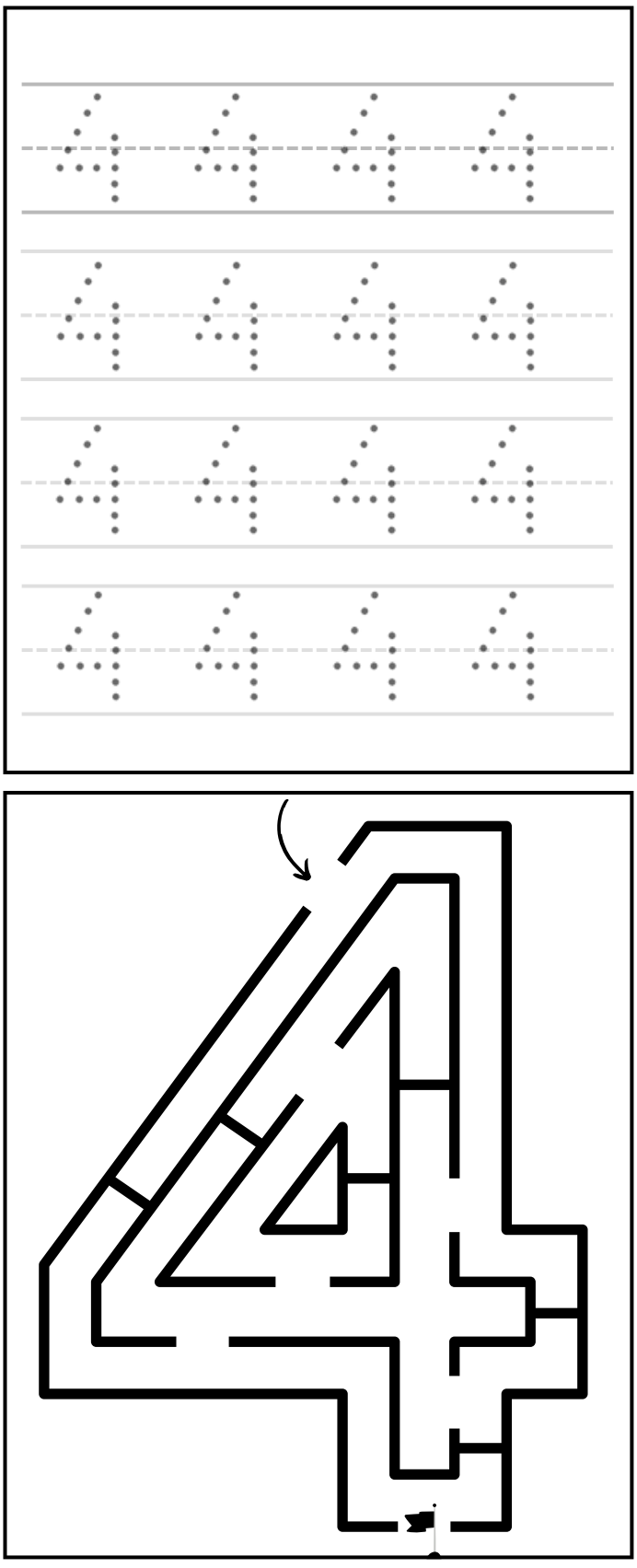

4 rakamlarını bul ve içini boya.

4	1	4	8	6
0	3	1	4	2
4	1	4	8	5
9	0	3	2	4
0	4	4	3	8

Bir kulak çubuğunu istediğin renkte boyaya batır ve 4 rakamının içindeki 4 rakamlarının üzerine baskı yap.



BEŞ



5 rakamlı balonu istediğin gibi boya.



5 rakamının noktalarını birleştir. 5 tane karpuz dilimini de noktalarından birleştirip boya.



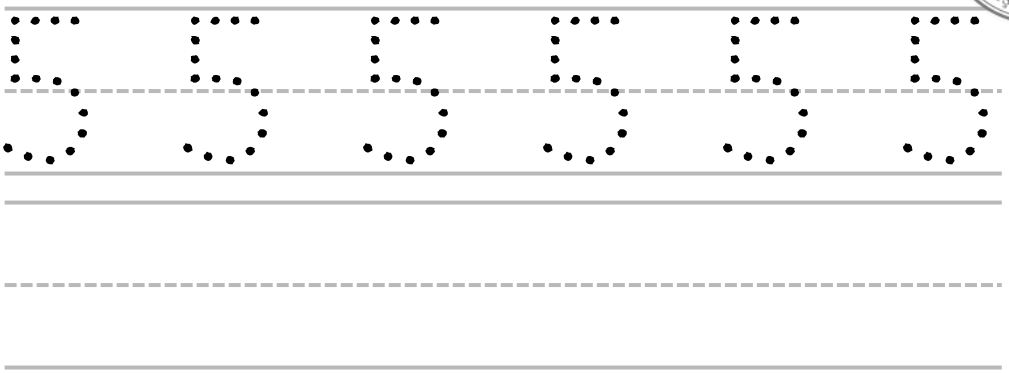







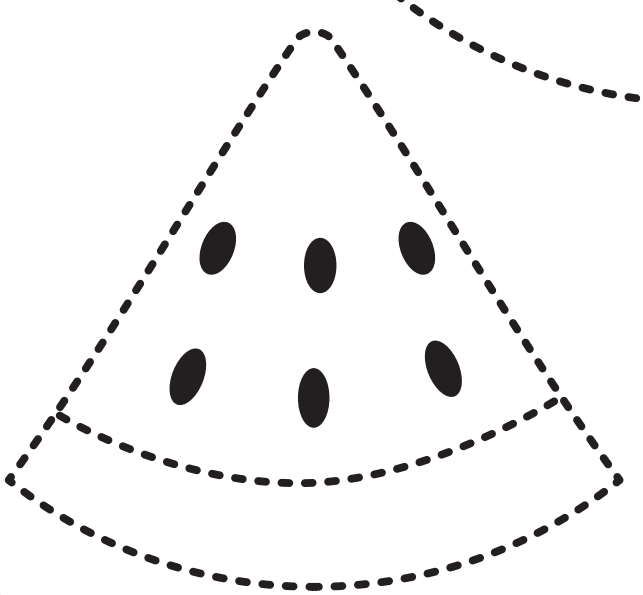

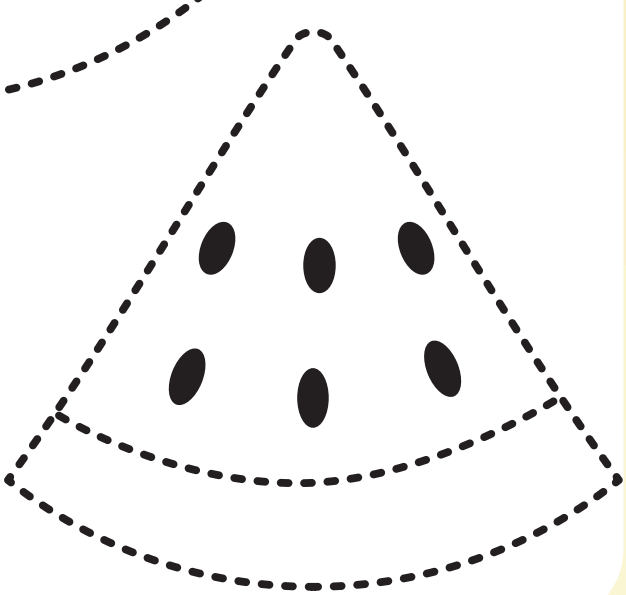

5 rakamlarının noktalarını birleştir, en alttaki boş yerlere 5 rakamı çiz.



5 rakamlarının noktalarını birleştir, en alttaki boş yerlere 5 rakamı çiz.



Aşağıdaki rakamlardan 5 olanları yuvarlak içine al.

3 4 1 8 2 5 7 5 3

2 3 5 5 9 1 8 2 4

6 2 3 0 2 5 3 0

8 5 7 1 6 5 3 1 2

1 9 2 5 8 2 5 2 4

2 3 5 2 4 1 5 8 6

9 3 0 9 3 8 2 0

5 6 4 5 2 5 2 3 1

0 5 9 3 8 1 7 4 6

5 1 0 2 9 5 8 4 0

6 5 1 3 5 7 9 3 8

6 3 2 5 3 5 5 9

5 8 6 3 2 1 3 2 0

Aşağıdaki rakamlardan 5 olanları yuvarlak içine al.

2 4 6 8 0 9 7 5 3 1

3 5 7 9 0 8 2 4 6 7

5 3 1 5 4 2 8 0 7 9

6 4 3 1 2 0 9 7 6 8

2 5 1 4 2 5 3 6 4 7 5

8 6 9 7 0 9 7 8 6 7

5 6 4 5 3 4 2 3 1 0 1

9 2 8 3 7 4 6 5 1 0

2 9 3 8 4 7 6 5 3 5

7 9 1 2 0 8 4 6 7 0

2 4 8 6 9 7 3 1 5 0

8 6 2 1 3 5 7 9 0 1

4 6 8 5 4 3 2 1 0 9

8 7 6 5 4 3 2 1 0 7

9 5 3 1 8 6 0 2 4 3

5 6 8 0 2 1 3 5 7 9 1

Aşağıya hayal gücünü kullanarak örneklerdeki gibi 5 rakamından oluşan resimler çiz.









5

5

Dairelerin içindeki nesneleri say. 5 tane olanları 5 rakamıyla eşleştir.







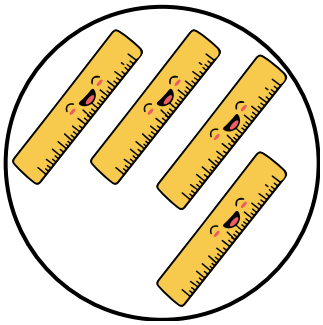

















Kutunun içindeki doğru yazılan 5 rakamlarını bul ve işaretle.



5



٥	٥	٢	٥	٥	٢
٥	٢	٥	٢	٥	٥
٢	٥	٢	٥	٥	٢
٥	٢	٥	٢	٥	٥
٢	٥	٢	٥	٢	٥
٥	٢	٥	٢	٥	٢
٢	٥	٢	٥	٢	٥



Boş kutulara örnekte olduğu gibi 5 rakamını çiz.

5							

Aşağıdaki tablonun içinden 5 tane kutu boya.



5 rakamlarını bul ve içini boya.

5	1	0	8	5
0	3	5	0	2
5	1	5	8	5
9	5	3	2	0
0	1	5	3	8

5 rakamının çevresindeki noktaları kurşun kalemle birleştir. İçindeki 5 rakamından oluşan daireleri baskı yaparak ya da boyayarak tamamla.

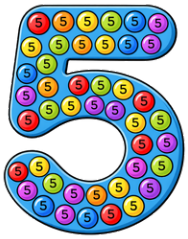

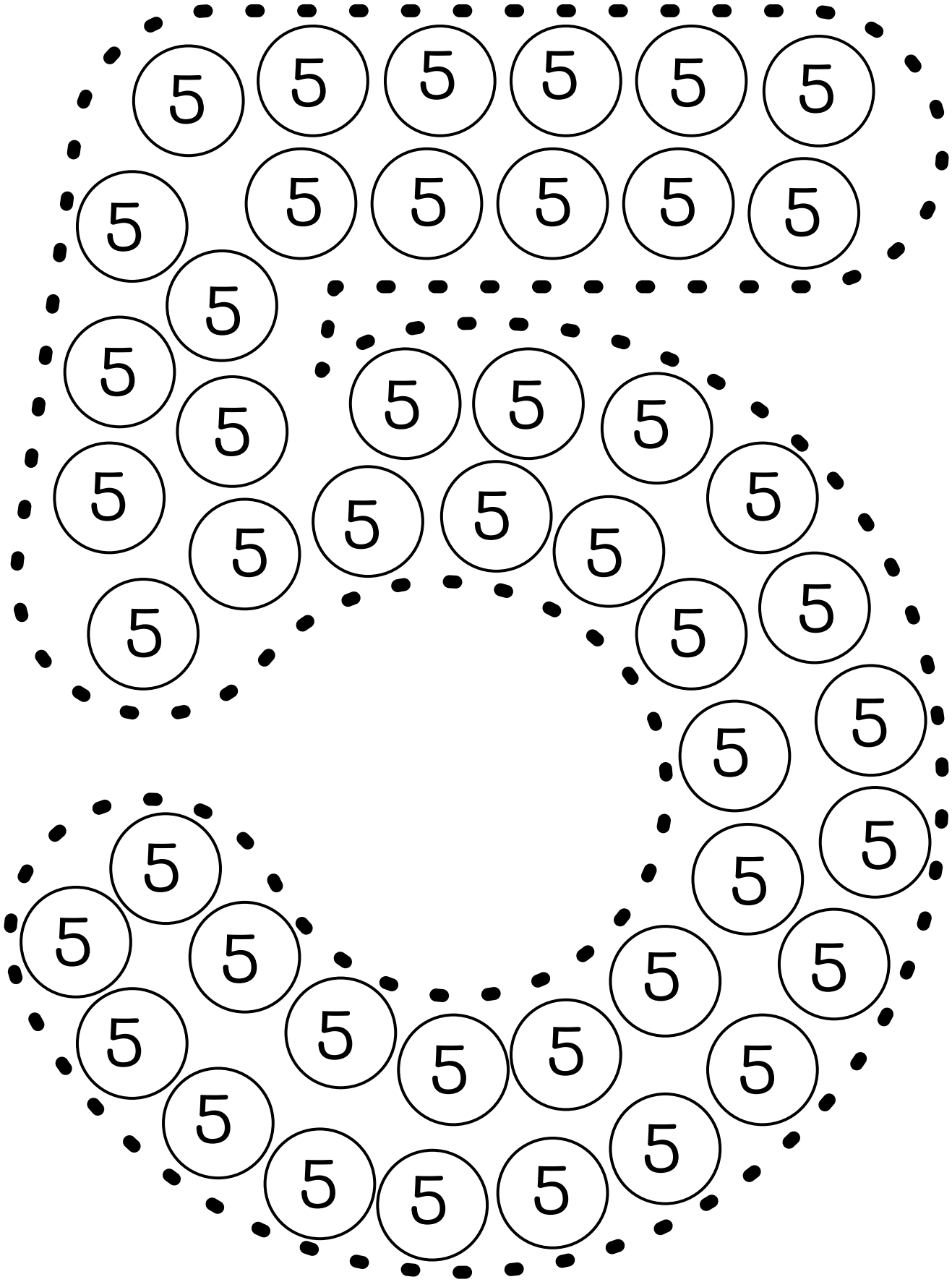

ALTI







6 rakamlı balonu istediğin gibi boya.



6 rakamının noktalarını birleştir. 6 tane yıldızı da noktalarından birleştirip boya.

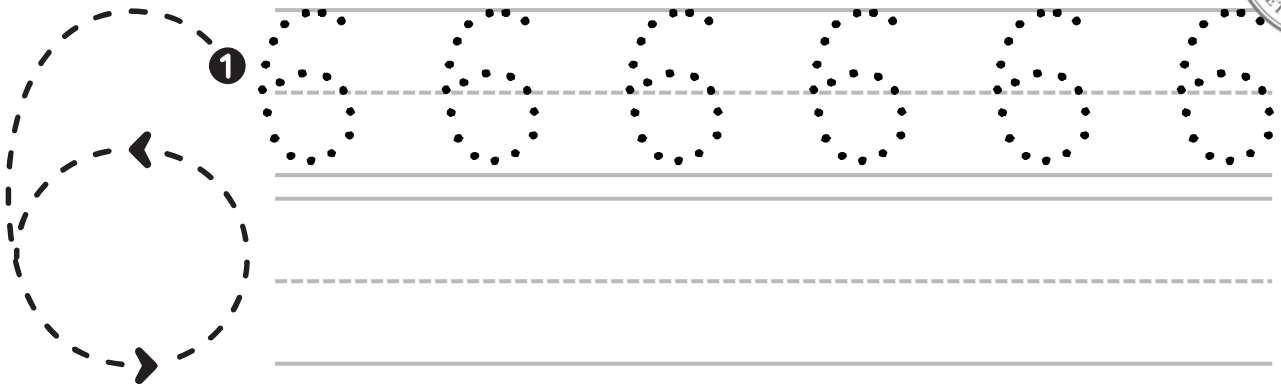



6 rakamlarının noktalarını birleştir, en alttaki boş yerlere 6 rakamı çiz.



6 rakamlarının noktalarını birleştir, en alttaki boş yerlere 6 rakamı çiz.



Aşağıdaki rakamlardan 6 olanları yuvarlak içine al.

3 4 1 8 2 6 7 5 3

2 3 5 6 9 1 8 2 4

6 2 6 0 2 5 6 0

8 6 7 1 6 3 3 1 2

1 9 2 6 8 2 5 6 4

2 6 3 2 4 1 5 8 6

9 3 6 9 3 6 2 0

5 6 4 5 2 4 2 3 1

0 3 9 3 8 1 7 4 6

5 1 6 2 9 3 8 4 0

6 5 1 3 5 7 9 3 8

6 3 2 6 3 5 7 9

0 8 6 3 2 1 3 2 0

Aşağıdaki rakamlardan 6 olanları yuvarlak içine al.

2 4 6 8 0 9 7 5 3 1

3 5 7 9 0 8 2 4 6 7

5 3 1 5 4 2 8 0 7 9

6 4 3 1 2 0 9 7 6 8

2 5 1 4 2 5 3 6 4 7 5

8 6 9 7 0 9 7 8 6 7

5 6 4 5 3 4 2 3 1 0 1

9 2 8 3 7 4 6 5 1 0

2 9 3 8 4 7 6 5 3 5

7 9 1 2 0 8 4 6 7 0

2 4 8 6 9 7 3 1 5 0

8 6 2 1 3 5 7 9 0 1

4 6 8 5 4 3 2 1 0 9

8 7 6 5 4 3 2 1 0 7

9 5 3 1 8 6 0 2 4 3

5 6 8 0 2 1 3 5 7 9 1

Aşağıya hayal gücünü kullanarak örneklerdeki gibi 6 rakamından oluşan resimler çiz.













Dairelerin içindeki nesneleri say. 6 tane olanları 6 rakamıyla eşleştir.



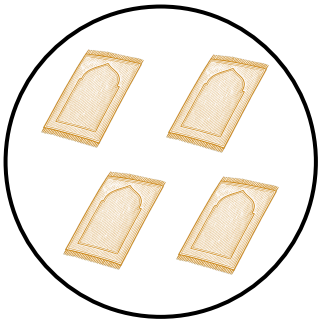

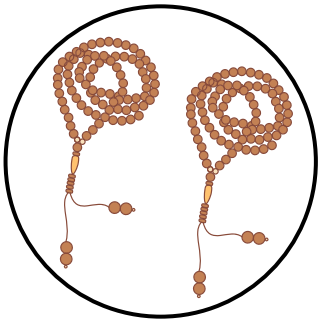







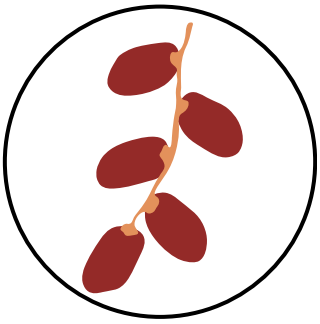











Kutunun içindeki doğru yazılan 6 rakamlarını bul ve işaretle.



ə	6	ə	6	6	ə
6	ə	6	6	ə	6
ə	6	ə	6	6	ə
6	ə	6	ə	6	6
6	6	ə	6	ə	6
6	ə	6	ə	6	ə
ə	6	ə	6	ə	6



Boş kutulara örnekte olduğu gibi 6 rakamını çiz.

6							



Aşağıdaki dairelerden 6 tanesini boya.



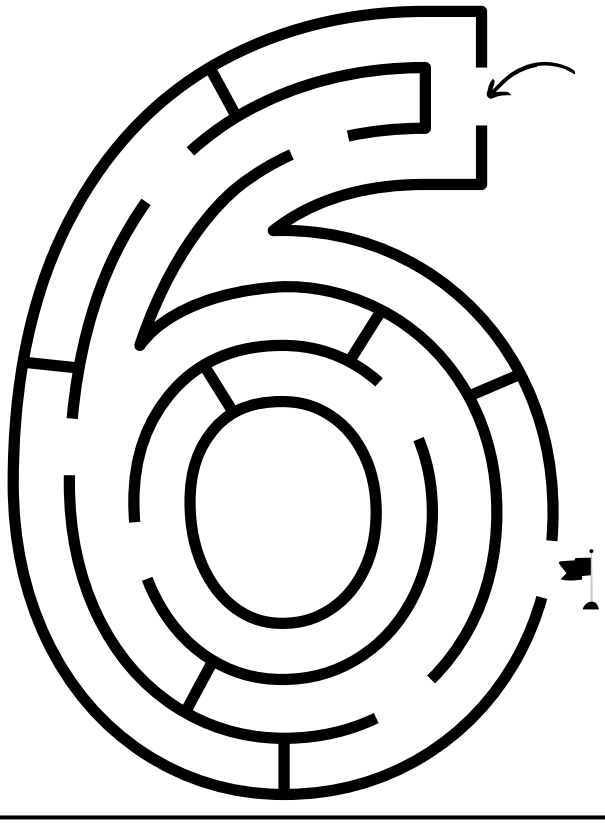

6 rakamlarını bul ve içini boya.

6	1	6	8	6
0	3	1	6	2
6	1	4	8	5
9	0	3	2	6
6	1	6	3	8



Aşağıdaki 6 rakamına benzeyen salyangozun içindeki 6 rakamlarına parmak baskısı yap.

YEDİ







7 rakamlı balonu istediğin gibi boya.



7 rakamının noktalarını birleştir. 7 tane hilali de noktalarından birleştirip boya.

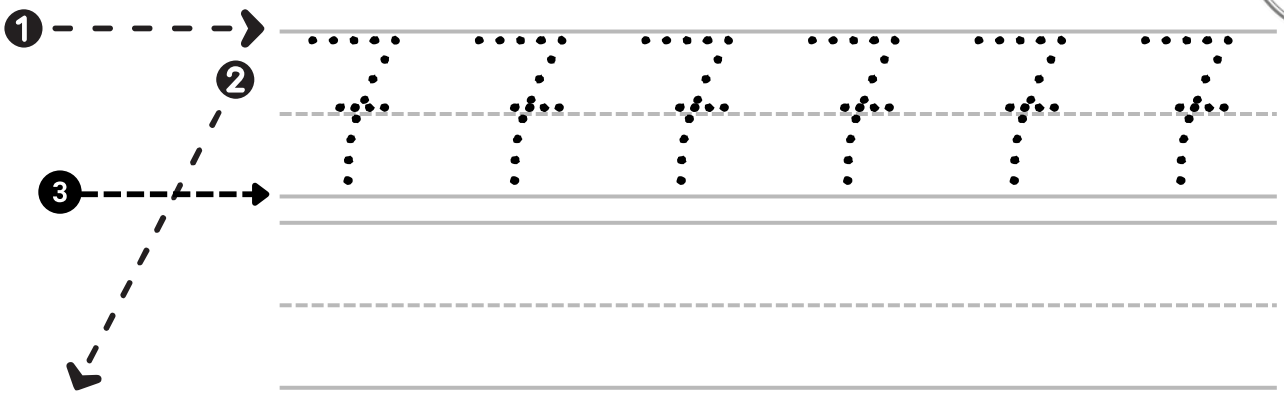



7 rakamlarının noktalarını birleştir, en alttaki boş yerlere 7 rakamı çiz.



7 rakamlarının noktalarını birleştir, en alttaki boş yerlere 7 rakamı çiz.



Aşağıdaki rakamlardan 7 olanları yuvarlak içine al.

3 4 1 8 2 3 7 5 3

2 7 5 3 7 1 8 2 7

6 2 7 0 2 5 7 0

8 3 7 1 6 7 3 1 2

1 9 2 6 7 2 5 2 4

2 3 7 2 4 1 7 8 6

9 7 0 9 3 8 7 0

5 6 4 5 2 4 2 3 1

0 7 9 7 8 1 7 4 6

5 1 0 2 9 3 8 7 0

7 5 1 7 5 7 9 3 8

6 7 2 7 3 5 7 9

0 8 6 3 2 1 3 2 0

Aşağıdaki rakamlardan 7 olanları yuvarlak içine al.

2 4 6 8 0 9 7 5 3 1

3 5 7 9 0 8 2 4 6 7

5 3 1 5 4 2 8 0 7 9

6 4 3 1 2 0 9 7 6 8

2 5 1 4 2 5 3 6 4 7 5

8 6 9 7 0 9 7 8 6 7

5 6 4 5 3 4 2 3 1 0 1

9 2 8 3 7 4 6 5 1 0

2 9 3 8 4 7 6 5 3 5

7 9 1 2 0 8 4 6 7 0

2 4 8 6 9 7 3 1 5 0

8 6 2 1 3 5 7 9 0 1

4 6 8 5 4 3 2 1 0 9

8 7 6 5 4 3 2 1 0 7

9 5 3 1 8 6 0 2 4 3

5 6 8 0 2 1 3 5 7 9 1

Aşağıya hayal gücünü kullanarak örneklerdeki gibi 7 rakamından oluşan resimler çiz.













Dairelerin içindeki nesneleri say. 7 tane olanları 7 rakamıyla eşleştir.

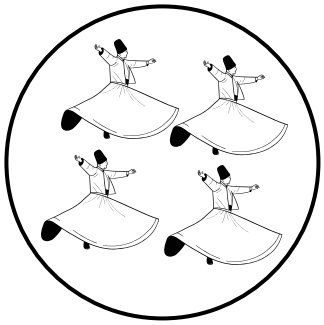

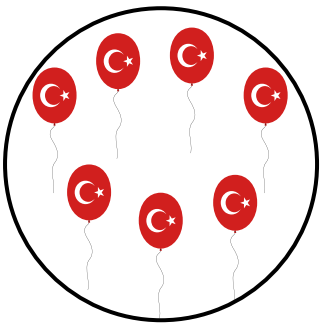





















Kutunun içindeki doğru yazılan 7 rakamlarını bul ve işaretle.



7



7	7	7	7	7	7
7	7	7	7	7	7
7	7	7	7	7	7
7	7	7	7	7	7
7	7	7	7	7	7
7	7	7	7	7	7
7	7	7	7	7	7

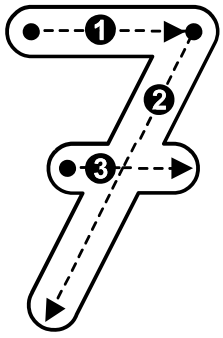

Boş kutulara örnekte olduğu gibi 7 rakamını çiz.

7							

Aşağıya yeni bulutlar çizerek 7'ye tamamla.



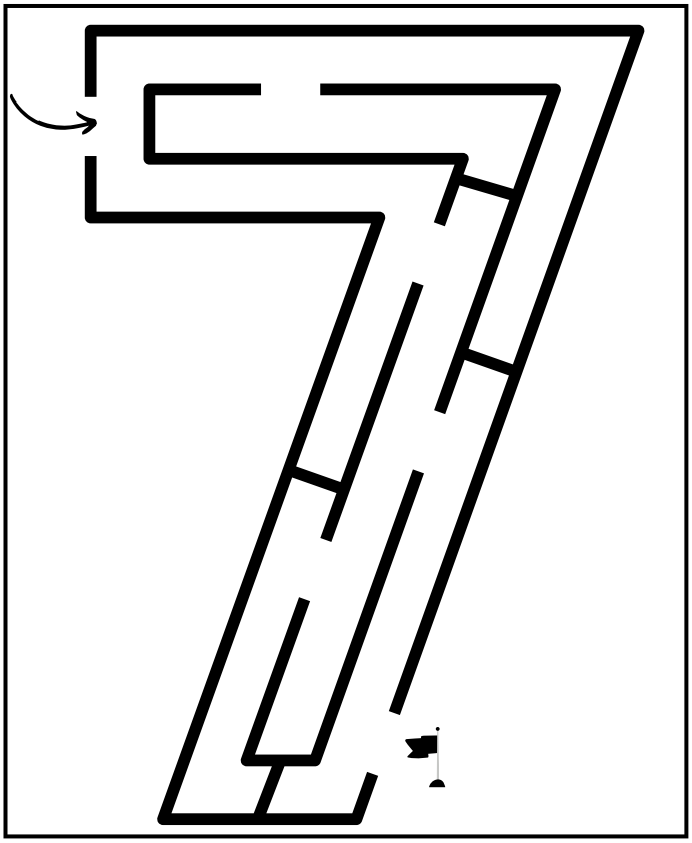

7 rakamlarını bul ve içini boya.

7	1	7	8	6
0	7	7	0	7
7	1	4	8	5
9	7	3	2	0
0	1	7	3	7

Şekilleri kesip, görselde olduğu gibi yapıştırarak gülümseyen 7 rakamını oluştur.



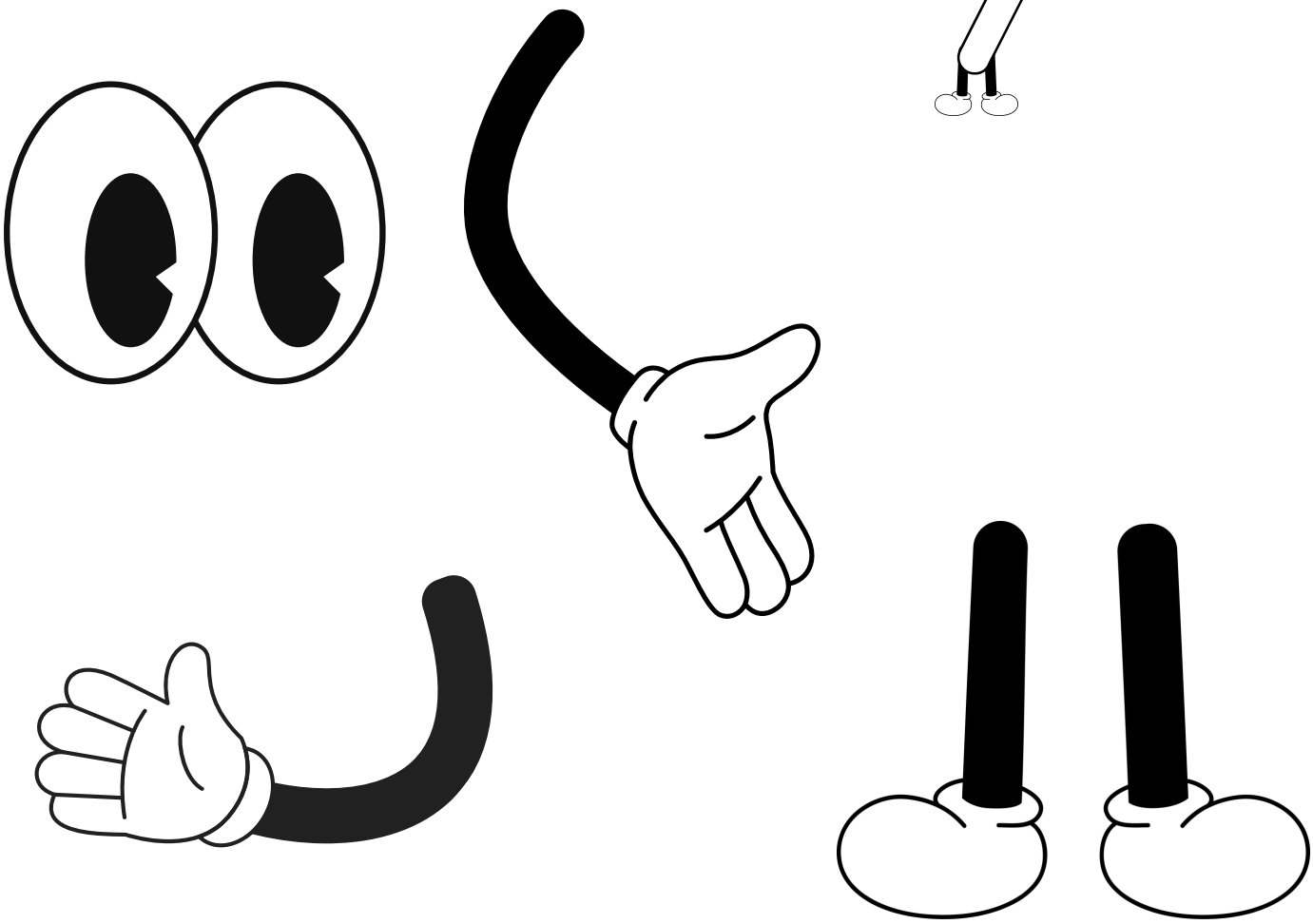

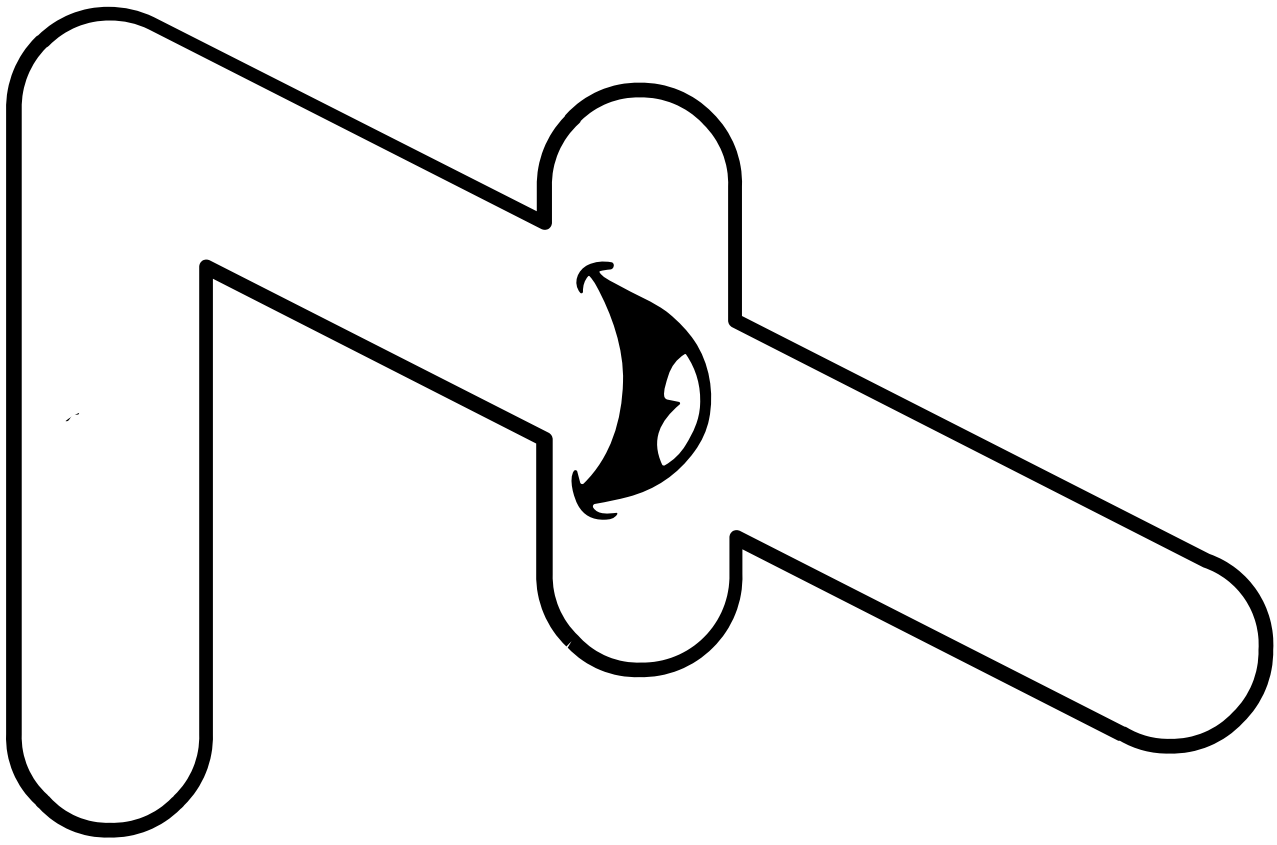



SEKİZ



8 rakamlı balonu istediğin gibi boya.



8 rakamının noktalarını birleştir. 8 tane elmayı da noktalarından birleştirip boya.



8 8 8 8 8 8



8 rakamlarının noktalarını birleştir, en alttaki boş yerlere 8 rakamı çiz.



8 rakamlarının noktalarını birleştir, en alttaki boş yerlere 8 rakamı çiz.



Aşağıdaki rakamlardan 8 olanları yuvarlak içine al.

3 4 1 8 2 8 7 5 3

2 8 5 3 9 1 8 2 4

6 2 8 0 2 5 8 0

8 3 7 1 6 8 3 1 2

1 9 8 6 8 2 5 2 4

2 8 3 2 4 1 5 8 6

9 3 0 9 3 8 2 0

5 8 4 5 2 4 2 8 1

0 3 9 3 8 1 7 4 6

5 1 0 2 9 3 8 4 0

8 5 1 8 5 8 9 3

8 6 3 8 2 3 5 7

9 0 8 6 3 2 1 8 2

Aşağıdaki rakamlardan 8 olanları yuvarlak içine al.

2 4 6 8 0 9 7 5 3 1

3 5 7 9 0 8 2 4 6 7

5 3 1 5 4 2 8 0 7 9

6 4 3 1 2 0 9 7 6 8

2 5 1 4 2 5 3 6 4 7 5

8 6 9 7 0 9 7 8 6 7

5 6 4 5 3 4 2 3 1 0 1

9 2 8 3 7 4 6 5 1 0

2 9 3 8 4 7 6 5 3 5

7 9 1 2 0 8 4 6 7 0

2 4 8 6 9 7 3 1 5 0

8 6 2 1 3 5 7 9 0 1

4 6 8 5 4 3 2 1 0 9

8 7 6 5 4 3 2 1 0 7

9 5 3 1 8 6 0 2 4 3

5 6 8 0 2 1 3 5 7 9 1

Aşağıya hayal gücünü kullanarak örneklerdeki gibi 8 rakamından oluşan resimler çiz.













Dairelerin içindeki nesneleri say. 8 tane olanları 8 rakamıyla eşleştir.





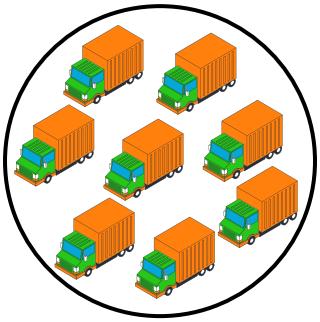



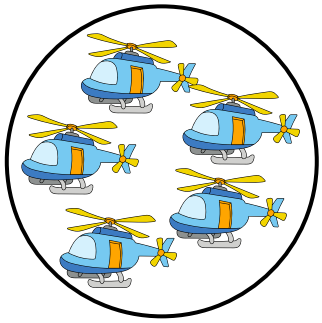







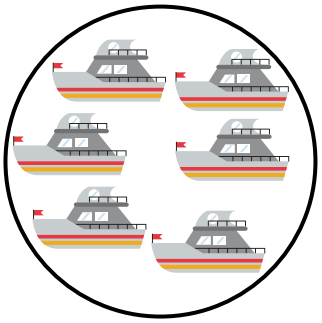







Kutunun içindeki doğru yazılan 8 rakamlarını bul ve işaretle.



8



8	∞	8	8	∞	8
∞	8	∞	8	8	∞
8	8	8	∞	8	∞
8	∞	8	8	∞	8
8	8	∞	8	8	∞
8	∞	8	8	∞	8
∞	8	∞	8	8	8

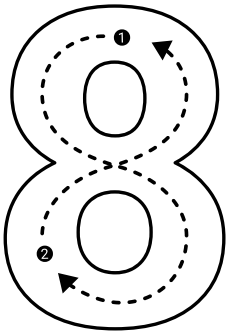

Boş kutulara örnekte olduğu gibi 8 rakamını çiz.

8							

Aşağıya 8 rakamından gözlük çiz.



8 rakamlarını bul ve içini boya.

8	1	7	8	6
0	8	7	0	8
7	1	4	8	5
9	8	3	2	0
0	1	7	3	8



Aşağıdaki şapka ve atkıyı boya. Dairelerle birlikte hepsini etrafından kes ve ayrı bir sayfaya yandaki görsel gibi bir kardan adamı oluştur.



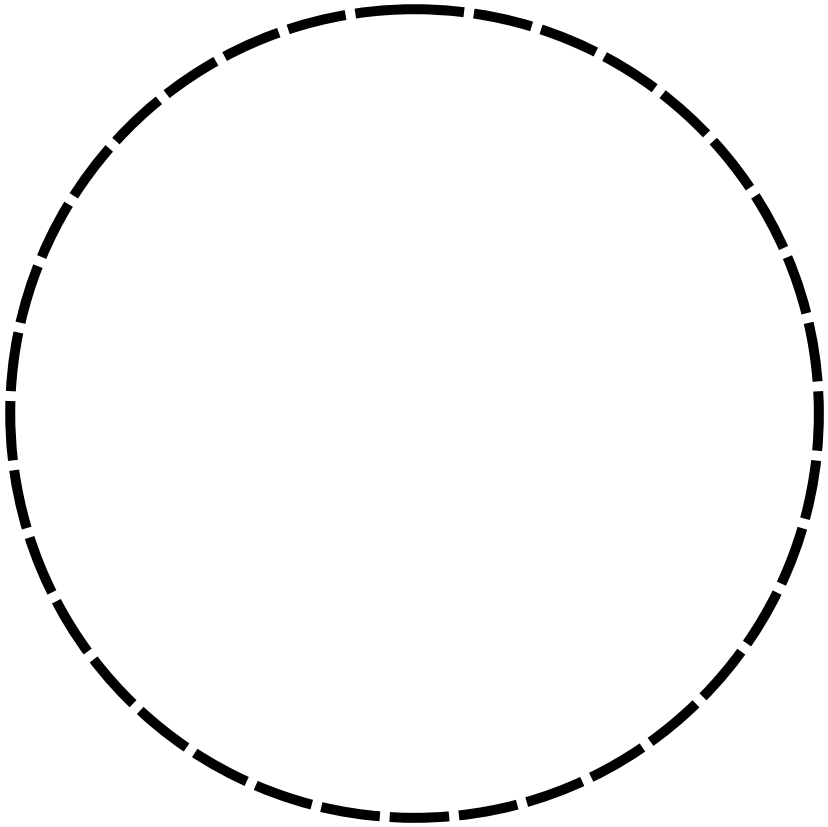







DOKUZ







9 rakamlı balonu istediğin gibi boya.



9 rakamının noktalarını birleştir. 9 tane bulutu da noktalarından birleştirip boya.



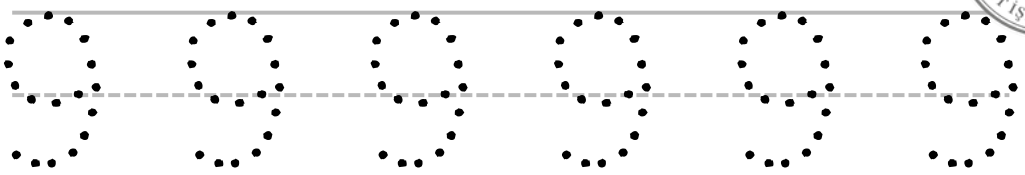



















9 rakamlarının noktalarını birleştir, en alttaki boş yerlere 9 rakamı çiz.



9 rakamlarının noktalarını birleştir, en alttaki boş yerlere 9 rakamı çiz.



Aşağıdaki rakamlardan 9 olanları yuvarlak içine al.

9	4	1	8	2	9	7	5	3
2	9	5	3	9	1	8	2	4
6	2	9	0	2	5	9	0	
8	3	7	1	6	9	3	1	2
1	9	2	9	8	2	5	9	4
2	3	9	2	4	1	9	8	6
9	3	0	9	3	9	2	0	
5	9	4	5	2	4	2	9	1
0	3	9	9	8	1	7	4	6
5	1	0	2	9	3	8	9	
0	6	5	1	3	5	7	9	3
8	9	3	9	2	3	5	7	
9	0	8	6	9	2	1	9	2

Aşağıdaki rakamlardan 9 olanları yuvarlak içine al.

2 4 6 8 0 9 7 5 3 1

3 5 7 9 0 8 2 4 6 7

5 3 1 5 4 2 8 0 7 9

6 4 3 1 2 0 9 7 6 8

2 5 1 4 2 5 3 6 4 7 5

8 6 9 7 0 9 7 8 6 7

5 6 4 5 3 4 2 3 1 0 1

9 2 8 3 7 4 6 5 1 0

2 9 3 8 4 7 6 5 3 5

7 9 1 2 0 8 4 6 7 0

2 4 8 6 9 7 3 1 5 0

8 6 2 1 3 5 7 9 0 1

4 6 8 5 4 3 2 1 0 9

8 7 6 5 4 3 2 1 0 7

9 5 3 1 8 6 0 2 4 3

5 6 8 0 2 1 3 5 7 9 1

Aşağıya hayal gücünü kullanarak örneklerdeki gibi 9 rakamından oluşan resimler çiz.









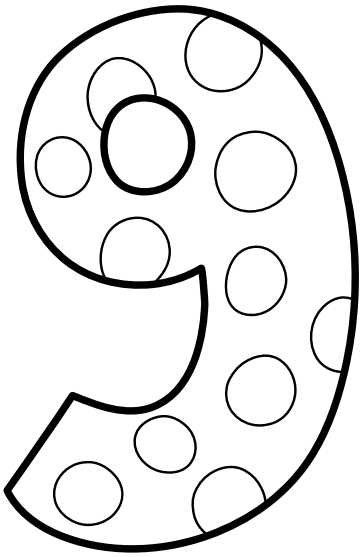



Dairelerin içindeki nesneleri say. 9 tane olanları 9 rakamıyla eşleştir.

















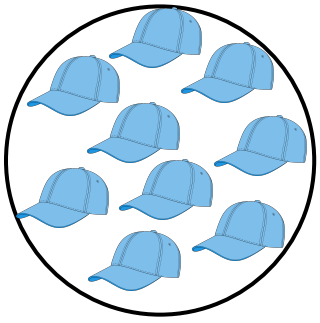





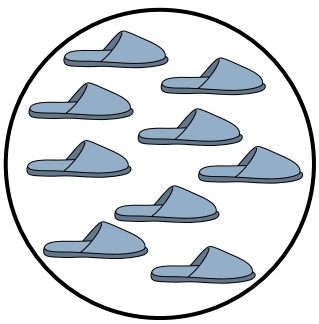

Kutunun içindeki doğru yazılan 9 rakamlarını bul ve işaretle.



9



9	۹	9	9	9	۹
۹	9	9	۹	9	9
9	9	۹	9	9	۹
9	۹	9	9	۹	9
۹	9	9	۹	9	۹
9	۹	9	9	۹	9
۹	9	9	۹	9	۹



Boş kutulara örnekte olduğu gibi 9 rakamını çiz.

9							

Aşağıdaki kurabiyeye 9 tane çikolata damlası çiz.





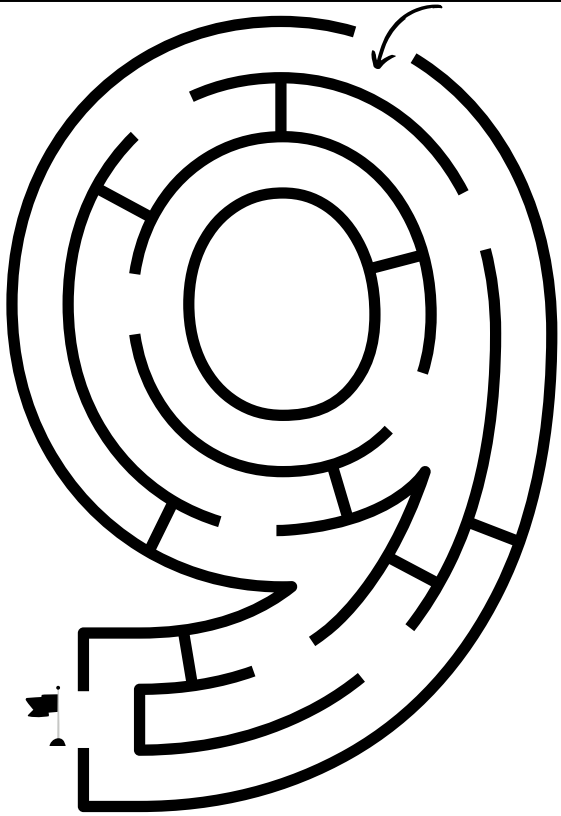

9 rakamlarını bul ve içini boya.

8	9	7	8	9
0	9	9	0	8
7	1	4	9	5
9	8	9	2	0
9	1	7	3	9

Aşağıdaki 9 rakamına benzeyen salyangozları boya ve etrafından kes. Bir kağıda, yeşil fon kartonlarını keserek çimen oluştur. Çimenleri ve salyangozları görseldeki gibi yapıştır.







GENEL ALIŞTIRMA

Rakamların üzerinden çizerek noktaları birleştir.



Rakamların üzerinden çizerek noktaları birleştir.

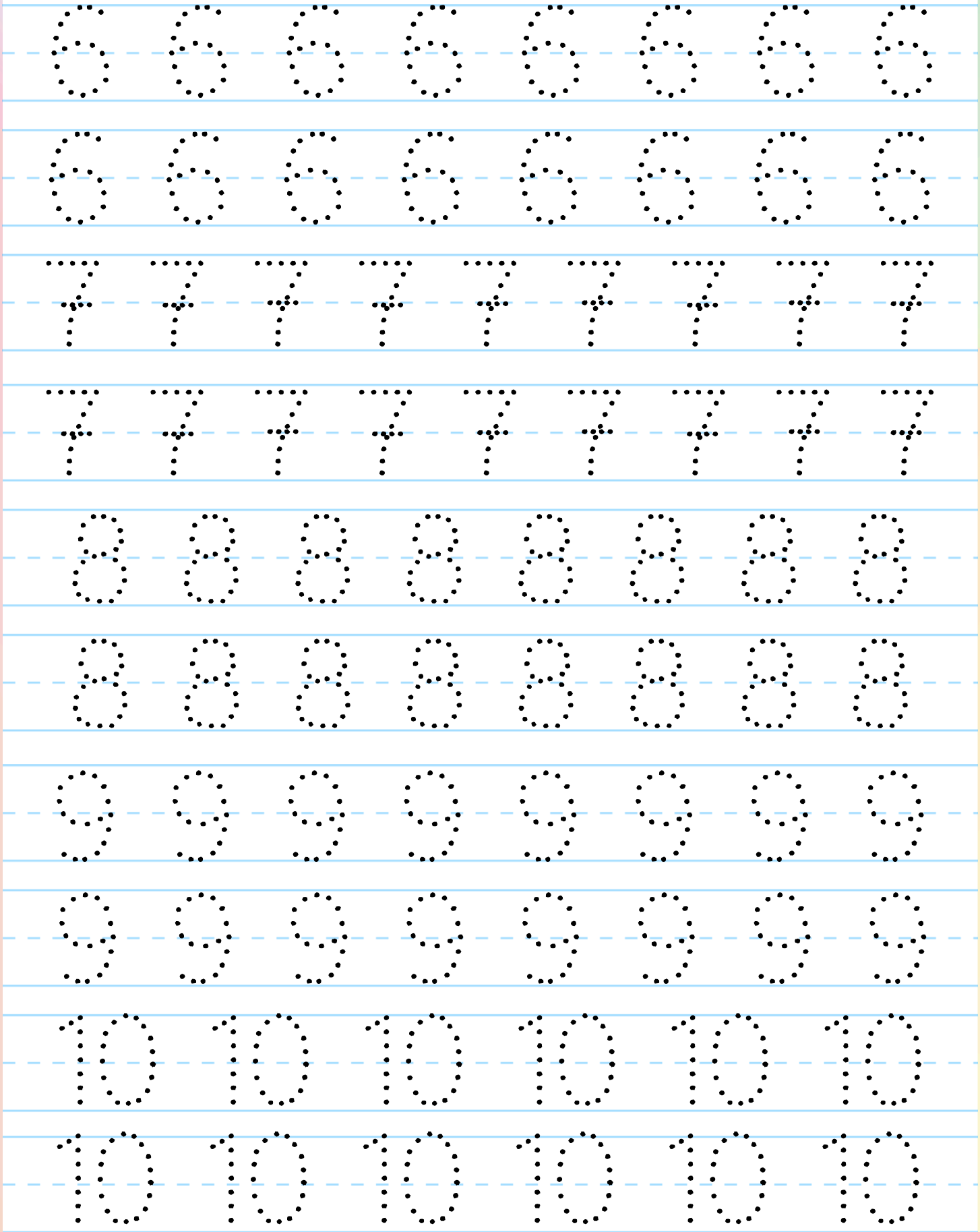

Rakamları yukarıda verilen renklerine göre aynı renk kalemle daire içine al.





Rakamları yukarıda verilen renklerine göre aynı renk kalemle daire içine al.



4 6 5 6 4
4 5 6 5
5 4 2 5
6 4 5
5 4 5 6
6 4
5 4 5 6
6 4

Rakamları yukarıda verilen renklerine göre aynı renk kalemle daire içine al.



7 9 7 9 8 7 8 9 8 8 7 9 2 7 8 8 7 9 8 7 9 7 8 7 8 9 9

Rakamları yukarıda verilen renklerine göre aynı renk kalemle daire içine al.





Rakamları yukarıda verilen renklerine göre aynı renk kalemle daire içine al.





Verilen rakam kadar görsel boya.

1	
3	
4	
2	
5	
7	
6	
9	
8	

Görselleri dikkatlice say. Bulduğun sayıyı altındaki seçenekler arasından bul ve yuvarlak içine al.



2 3 1



3 6 5



8 6 5



8 6 9



2 3 4



4 3 5



9 8 7



7 8 9



2 3 1

Görselleri dikkatlice say. Bulduğun sayıyı altındaki seçenekler arasından bul ve yuvarlak içine al.



2 3 1



3 6 5



8 6 5



8 6 9



2 3 4



4 3 5



9 8 7



7 8 9



2 3 1

Aşağıdaki dairelerde kaç tane yıldız olduğunu say. Çıkan rakamın rengine göre boya.

3 1 4 8 5

9 6 7 2 0



Kedilerin gösterdiği rakam kadar kutu boya.







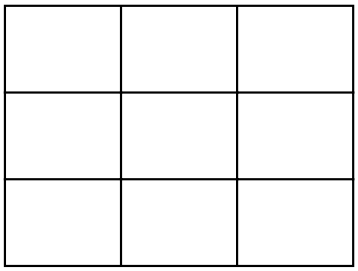

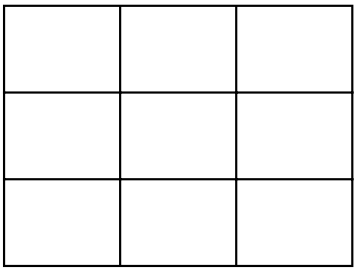









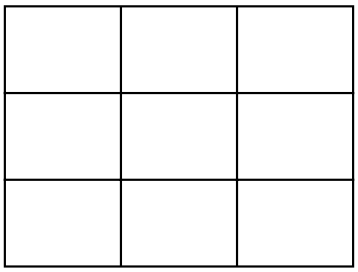

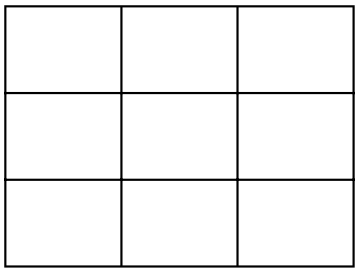

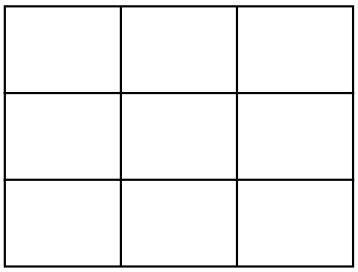







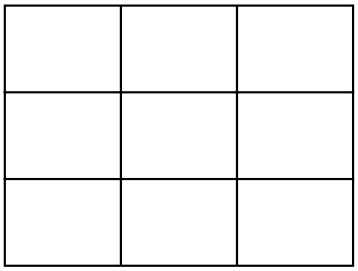

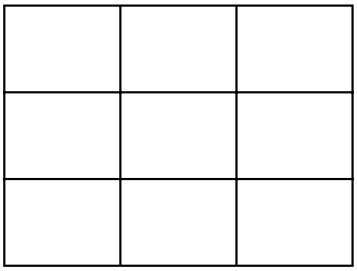

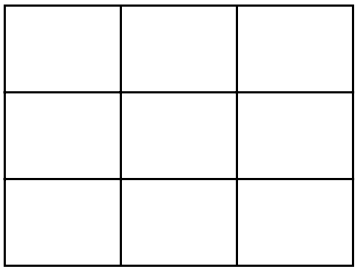

Uğur böceklerine, altındaki rakam kadar siyah benek çiz.



3



1



5



2



6



8



9



7



4

Aşağıdaki elmaları etrafındaki noktalardan kes. Ağacın üzerindeki rakamlara göre doğru yerlere yerleştir.



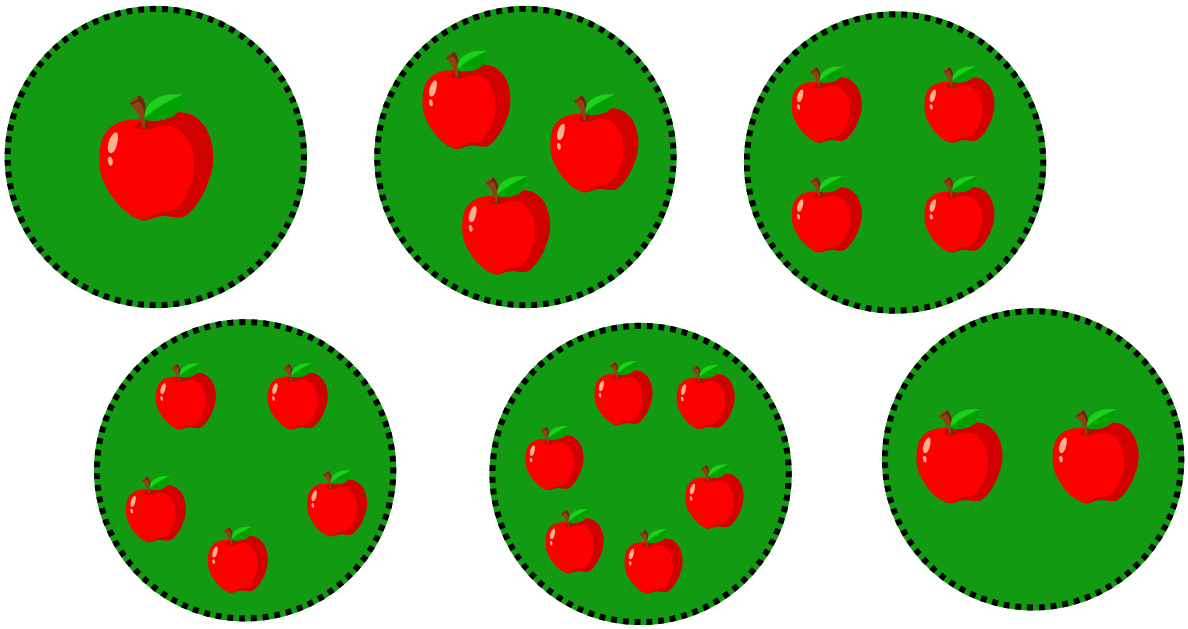

Kutudaki nesneleri say, karşılarında bulunan rakamlarla kutuları uygun şekilde eşleştir.



3



5



8



1



4



6



2



9



7

Ağaçların portakallarını say. Çıkan rakamlarla eşleştir.











3

5

4

6

2

Balonları rakamların rengine göre boya.



1

2

3

4

5

6

7

8

9

Balonları rakamların rengine göre boya.

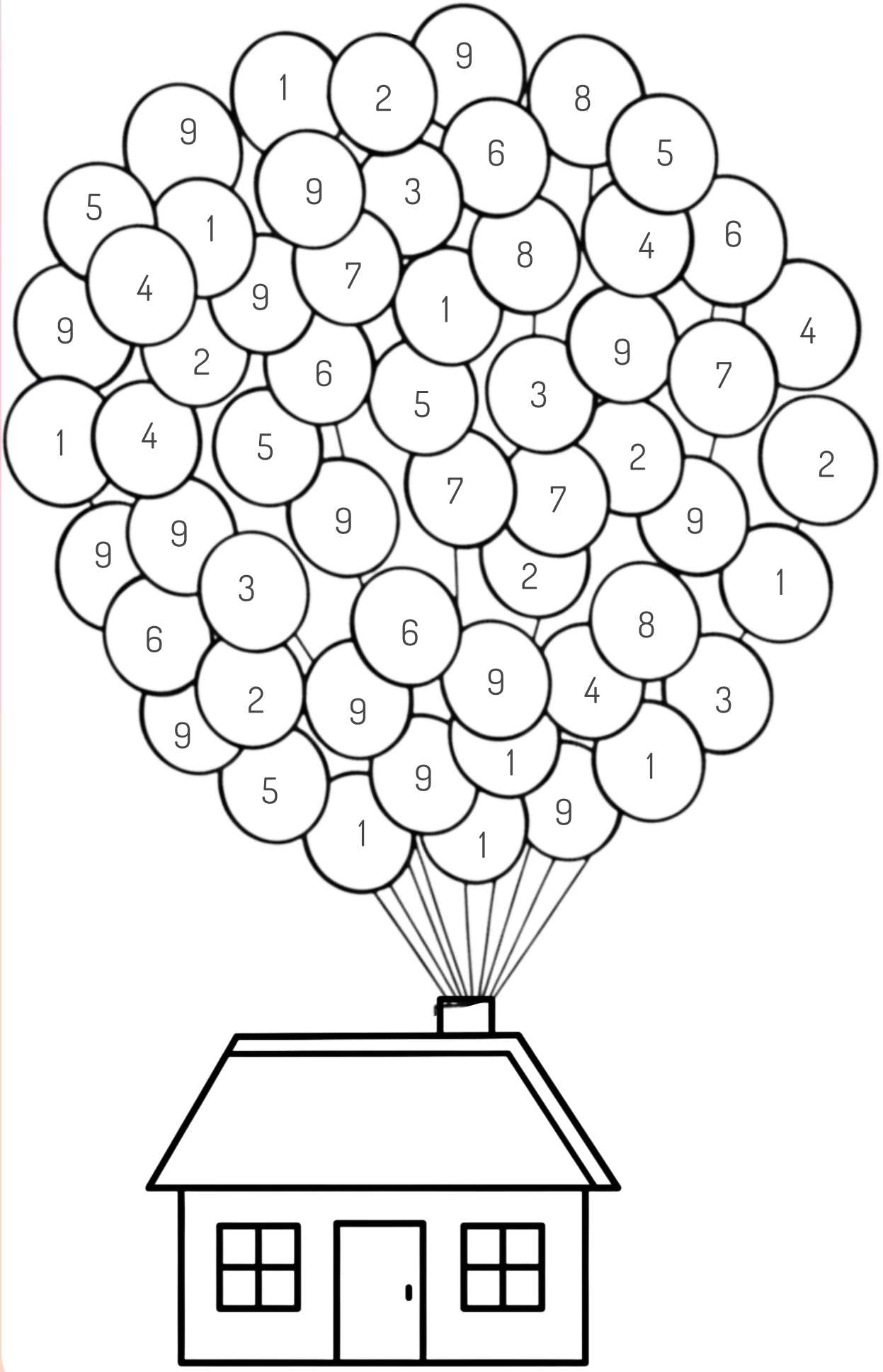

Boncukları, alttaki rakamlar kadar boya.

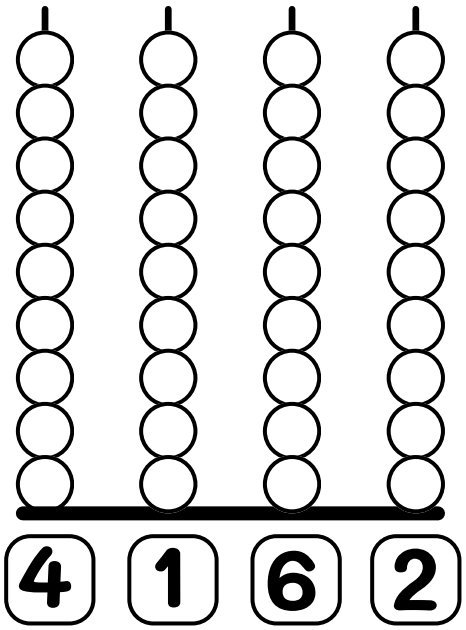



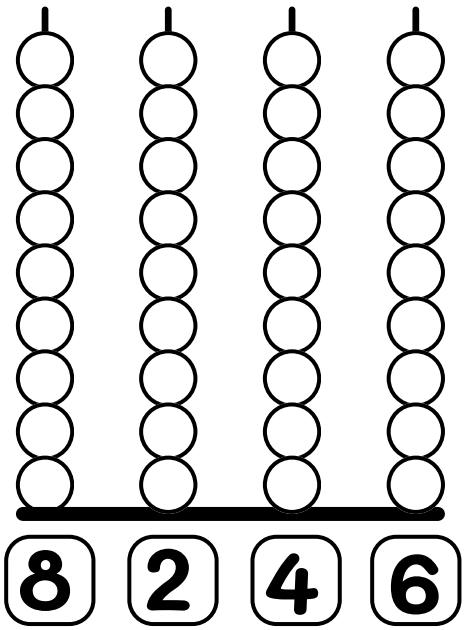

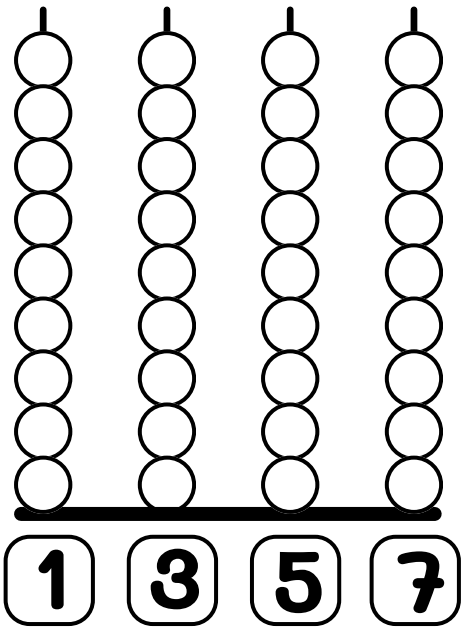

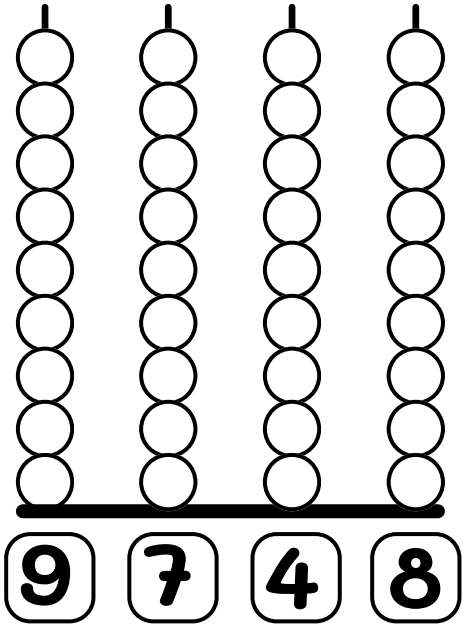

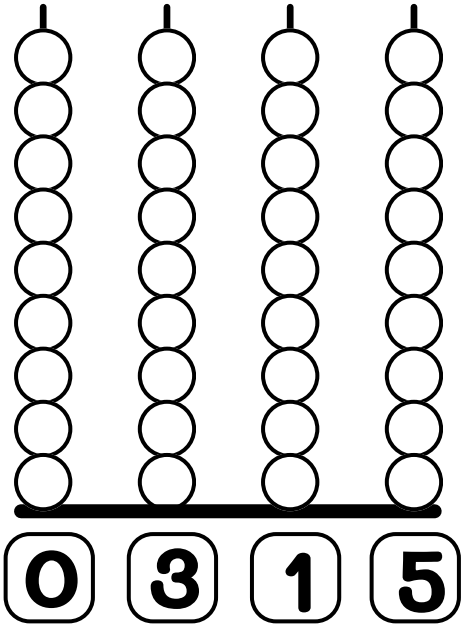

Kutuların içindeki rakamları, aşağıda verilen renklerine uygun şekilde boya.

1	2	3	4	5	6	7	8	9

1	3
5	7

2	4
6	8

9	7
5	3

2	1
3	5

6	8
9	4

7	5
9	3

8	6
4	2

1	2
3	4

5	6
7	8

Karpuz dilimlerindeki çekirdekleri say ve çıkan rakamla eşleştir.

1

2

3

4

5

6

7

8

9



















Rakamları, aynı sayıdaki yıldız ve nesnelerle eşleştir.

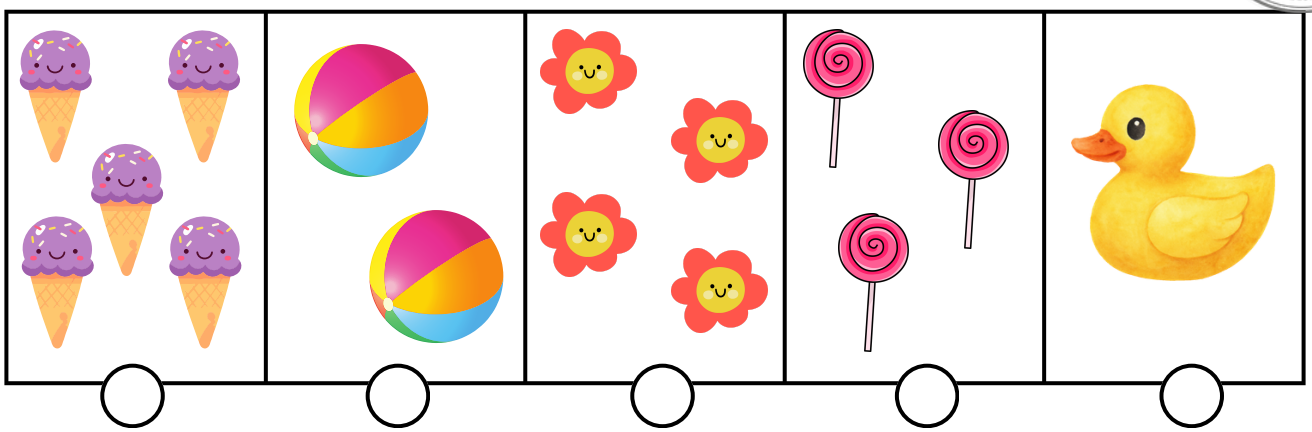

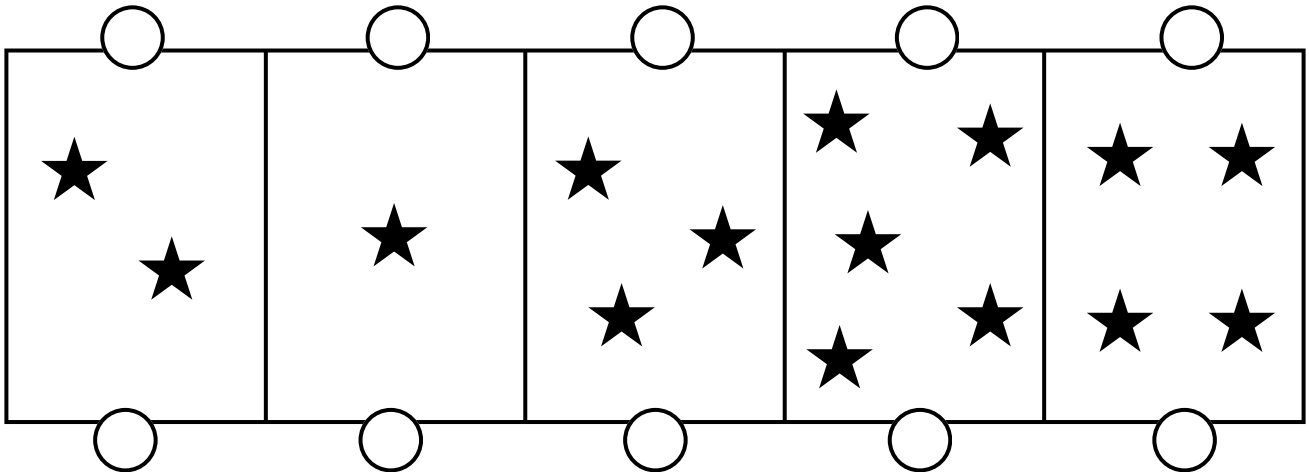



Rakamları, aynı sayıdaki nokta ve nesnelerle eşleştir.

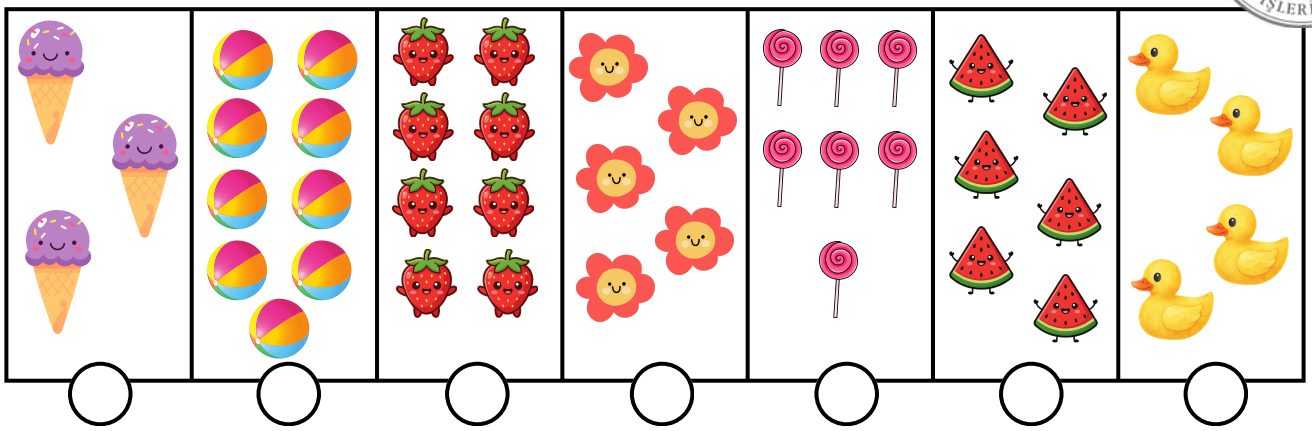





Aşağıdaki mantar şapkalarını kes. Üzerlerindeki benekleri say. Mantarların altında yazan rakamlara göre uygun mantarlara yapıştır.





Aşağıdaki mantar şapkalarını kes. Üzerlerindeki benekleri say.
Mantarların altında yazan rakamlara göre uygun mantarlara yapıştır.





















Bulutların üzerinde yazan sayı kadar damla boya. En alttaki bulutların altına da üzerindeki sayı kadar damla çiz.













Sepetlerdeki havuçları say ve sağdaki turuncu şeritten doğru rakamı kesip ilgili kutuya yapıştır.

















2

3

4

5

6

7

8

9

Rakamları labirentten geçir. Ulaştığı daireyi, o rakamın rengine boya.

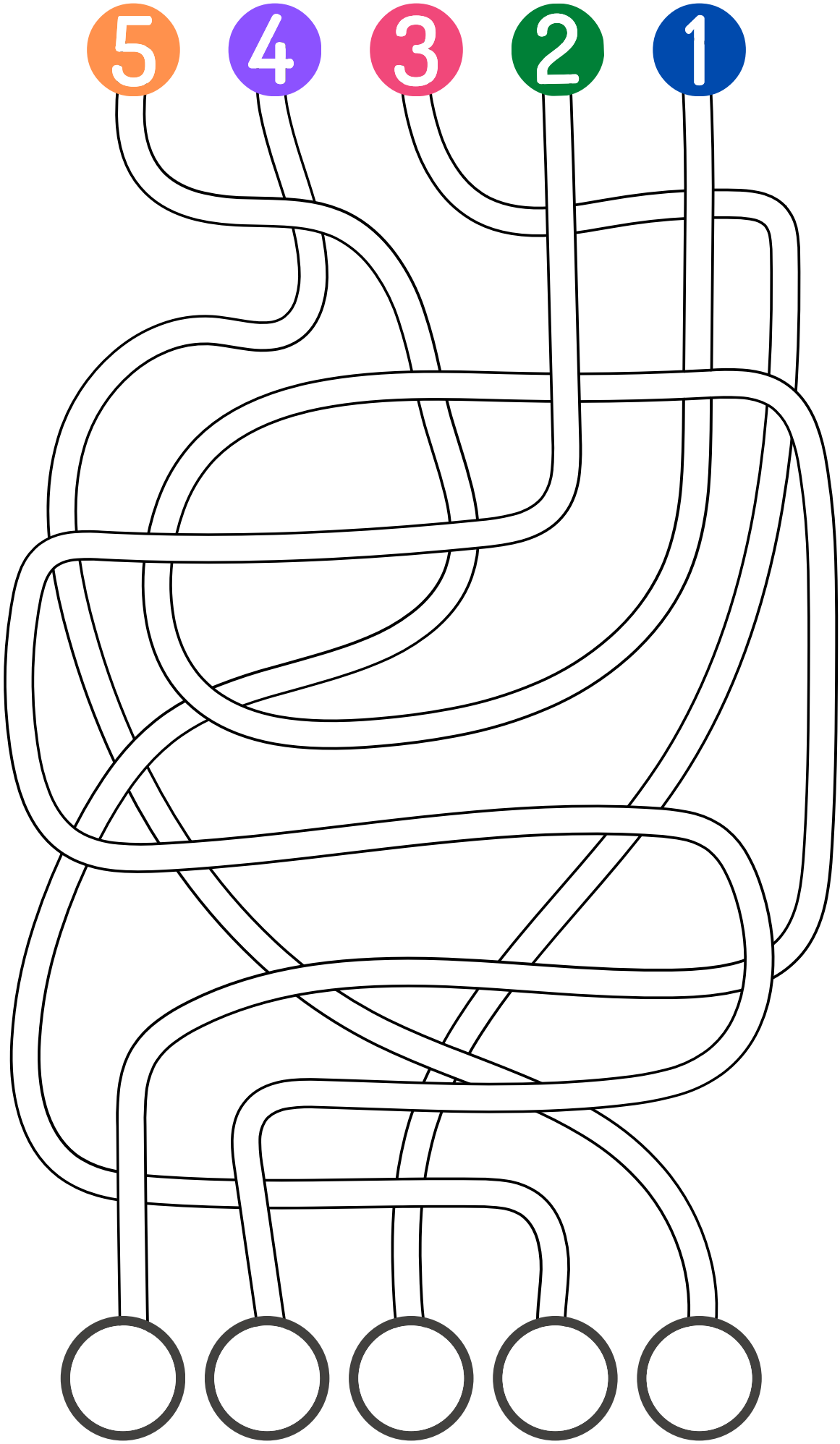

Sayıları renklerle eşleştir. Sayıların renklerini bul ve boya.

1 2 3 4 5 6 7 8

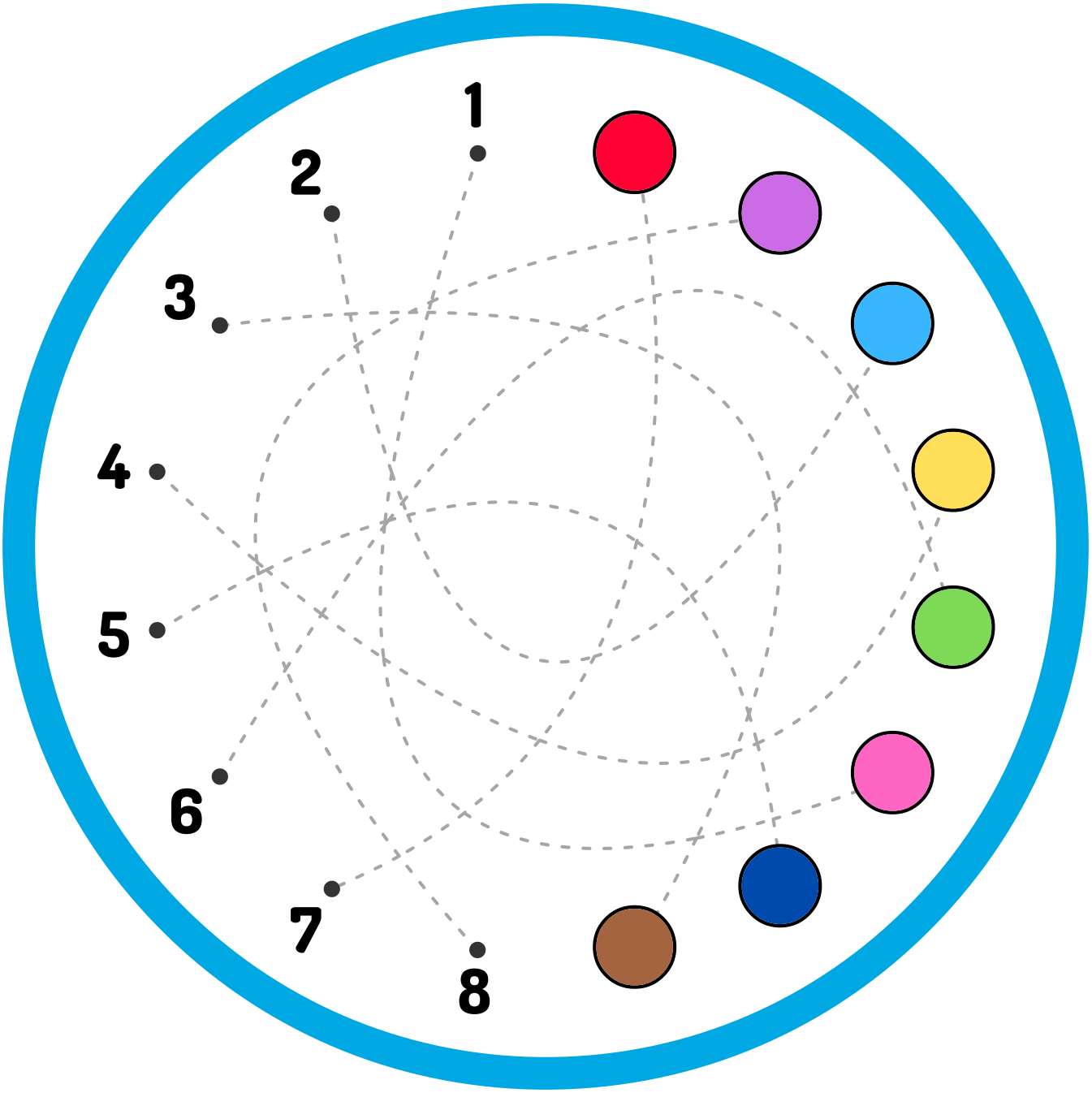

Kavanozdaki balık sayısıyla eşleşen doğru numarayı daire içine al.



2 3 4



5 6 7



7 8 9



4 5 6



5 6 7



2 3 4



1 2 3



7 8 9



5 6 7

Görselleri say ve yanındaki rakamlardan uygun olanı işaretle.

	3 4 5		6 7 8
	4 5 6		7 8 9
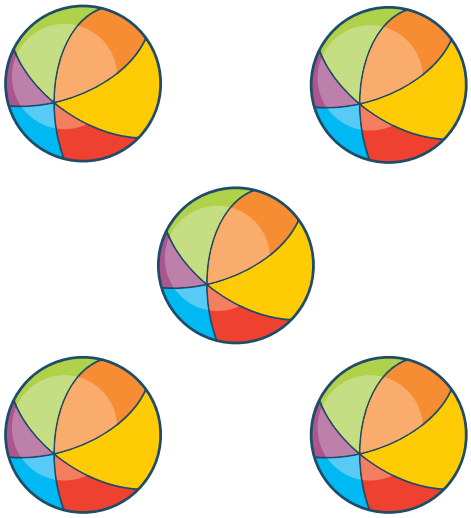	5 6 7		8 9 7

Görselleri say ve ve aşağıdaki kutulara her görselden kaç tane olduğunu yaz.











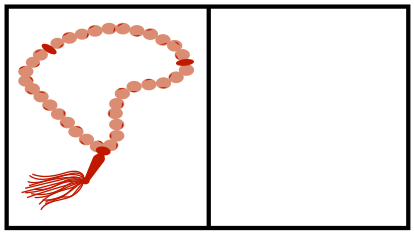

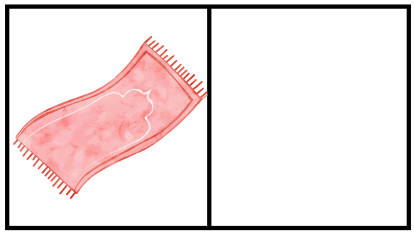

Çiçekleri say ve ve aşağıdaki kutulara her çiçekten kaç tane olduğunu yaz.





Sütundaki rakam kadar şekil boya.



Sayıları, karşılık gelen nesnelerle eşleştir.





1

2

3





4

5





6





7

8





9

1 rakamından başlayıp, boşluklara sırayla rakamları yazarak çocukları deniz fenerine ulaştır.









5

1



Çemberlerin içindeki nesneleri say ve sayısını işaretle.





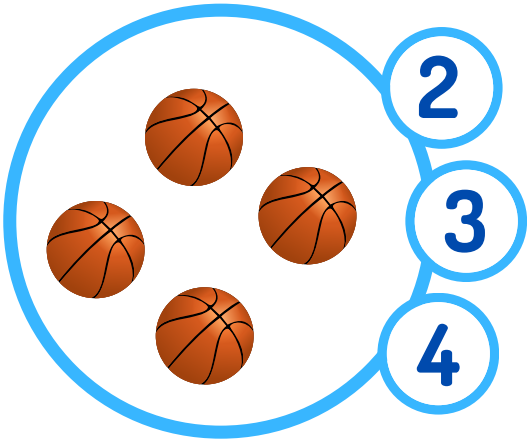

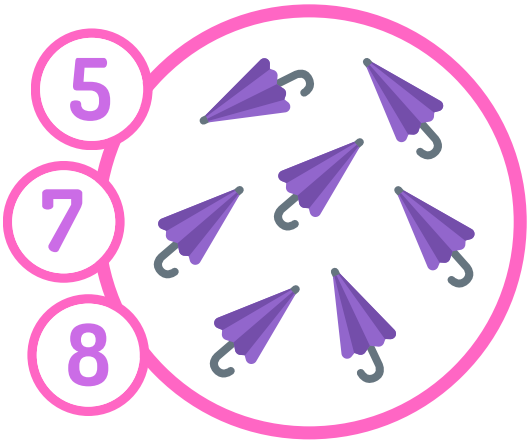

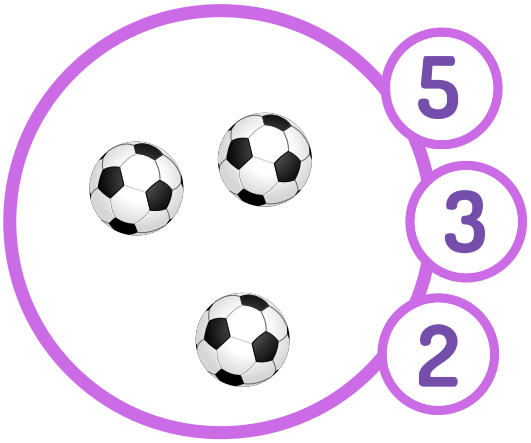

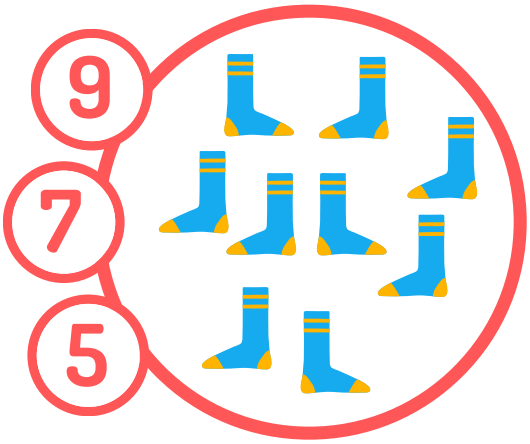





1'den 9'a kadar, rakamları sırayla yaz, yarışı tamamla.



0

9

Boş kutulara gelecek olan rakamı bul ve yaz.

























Boş peteklere gelecek olan rakamı bul ve yaz.



Boş peteklere ok yönünde gelecek olan rakamı bul ve yaz.



Kutulardaki görselleri say ve örnekteki gibi, dairenin içine sayısını yaz.


5





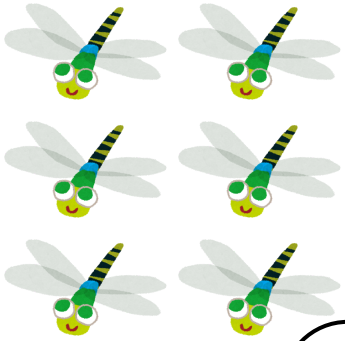











Kutulardaki görselleri say ve uygun olan rakamla eşleştir.











1

2

3

4

5

6

7

8

9











Kutulardaki görselleri say ve uygun olan rakamla eşleştir.

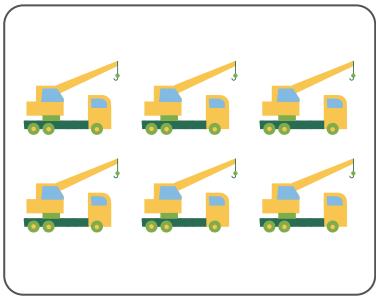









1

2

3

4

5

6

7

8

9











Karpuzların altındaki rakam kadar örnekteki gibi çekirdek çiz.

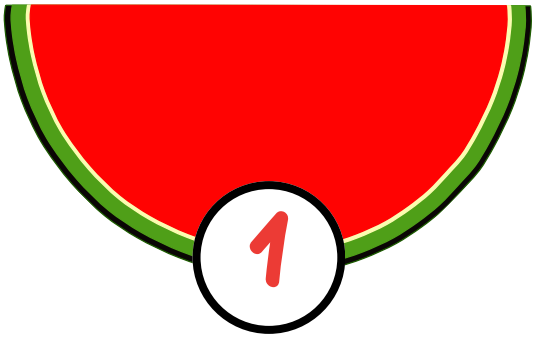















Çileklerde kaç tane çekirdek var, say ve altındaki kutulara yaz.



Kabakların kaç çekirdeği var, say ve aşağıdaki kutudan o rakamı kesip yanına yapıştır.



6	4	3	7	2	5

Ağaçlarda kaç elma var, say ve altındaki kutulara yaz.



















Kaç elma olduğunu say ve aşağıdaki kutudan o rakamı kesip altına yapıştır.



1 2 3 4 5

Aşağıdaki hesap makinelerinde eksik olan rakamları yazarak tamamla.



















Aşağıdaki boşluklara, anne babanın ve bildiğin bir yakının telefon numarasını yaz.



_ _ _ _ _ _ _ _ _ _ _

_ _ _ _ _ _ _ _ _ _ _

_ _ _ _ _ _ _ _ _ _ _

Boşlukları uygun renklerle boya.



1 2 3 4 5 6 7



1
5
4



3
2
10



4
0
8



5
7
6



7
8
6

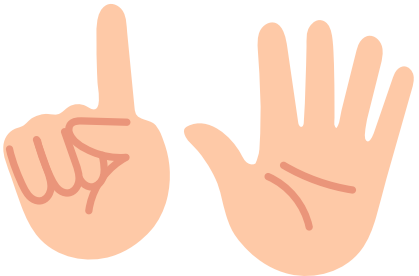

6
2
5



1
3
7



10
2
5



sıfır





bir





iki





üç



4 dört



5 beş



6 altı



7 yedi



DİYANET İŞLERİ BAŞKANLIĞI

8 sekiz



9 dokuz



10 on



Legoları kullanarak görseldeki gibi rakam yap.

