

4-6 YAŞ

TAMAMLAYICI  
KAZANIMLAR

! Boyut !



EĞİTİM HİZMETLERİ  
GENEL MÜDÜRLÜĞÜ

**4-6 YAŞ**

# **TAMAMLAYICI KAZANIMLAR**

Proje : Eğitim Hizmetleri Genel Müdürlüğü

Proje Yöneticisi : Sedide AKBULUT

Proje Koordinatörü : Muammer ŞAHİN

Editör: Firdevs KISIM

Danışman: Mehmet AKÇEŞME

Hazırlayan: Şükran Tuğba GÖKDEMİR



**EĞİTİM HİZMETLERİ  
GENEL MÜDÜRLÜĞÜ**



## BOYUT

- Büyük-Küçük-Orta
- Uzun-Kısa
- İnce-Kalın
- Geniş-Dar

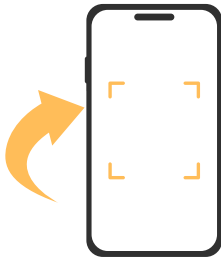
1. Boyut ifade eden kavramları söyler.
2. Boyut ifade eden kavramlara çevresinden örnekler verir.
3. Boyut ifade eden kavramları günlük hayatında kullanır.

- İlk etapta sırasıyla “büyük, küçük, orta, uzun, kısa, ince, kalın, geniş, dar” olmak üzere boyut ifade eden kavramlar farklı etkinliklerle çocuklara tanıtılır.
- Boyutlarla ilgili kavramlar öğretilirken çocuklar çevrelerinden örnekler vermeleri için teşvik edilir.



# BÜYÜK KÜÇÜK ORTA

BÜYÜK, KÜÇÜK, ORTA  
HIÇBİR ŞEY EŞİT DEĞİL SONUÇTA  
FİL BÜYÜKTÜR MESELA  
FARE KÜÇÜK, KEDİ ORTA.




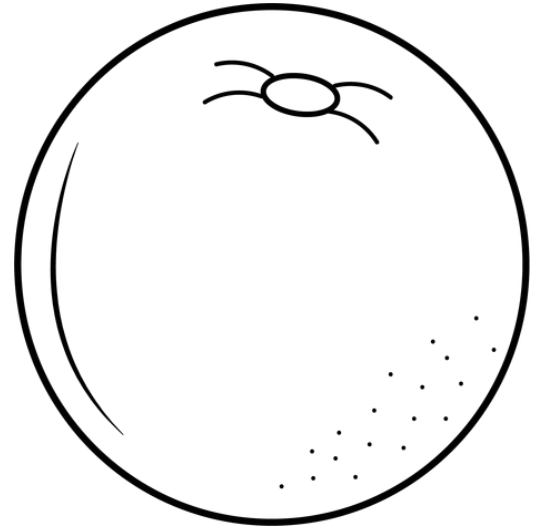



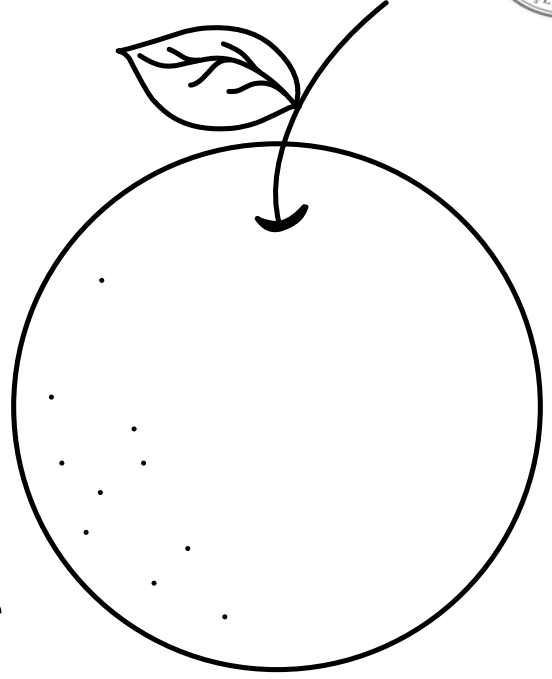



Şiiri bir de şarkı  
olarak dinlemek  
istersen karekodu  
okut






Büyük olan portakalları bul ve turuncuya boya.






Orta boyda olan yaprakları bul ve yeşil renge boya.








Küçük boyutta olan topları bul ve istediğin bir renge boya.









Aşağıdaki balıklardan büyük olanı boya.






Aşağıdaki kedilerden orta boyutta olanı boya.



Aşağıdaki kuşlardan küçük boyutta olanı boya.






Büyük kelebeği kırmızıya, orta kelebeği maviye, küçük kelebeği turuncuya boya.











En büyük kareyi bul ve boya.



Orta boyutta olan üçgeni bul ve boya.



En küçük daireyi bul ve boya.




Kes-  
Yapıştır




Aşağıdaki kalemleri kes ve üstte yer alan tabloya büyükten küçüğe doğru sıralanacak şekilde yapıştır.

--	--	--	--	--






Aşağıdaki hayvanlardan hangisi en büyüktür? Bul ve altına işaretle.



Aşağıdaki hayvanlardan hangisi orta boyuttadır? Bul ve altına işaretle.





Aşağıdaki hayvanlardan hangisi en küçüktür? Bul ve altına işaretle.







Aşağıdaki hayvanlardan hangisi en büyüktür? Bul ve altına işaretle.



Aşağıdaki hayvanlardan hangisi orta boyuttadır? Bul ve altına işaretle.



Aşağıdaki hayvanlardan hangisi en küçüktür? Bul ve altına işaretle.

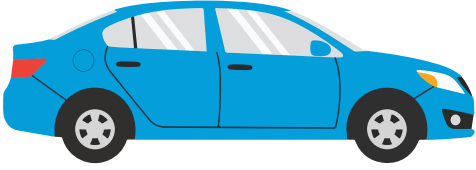


Aşağıdakilerden hangisi en küçüktür? Bul ve altına işaretle.






Aşağıdaki taşıtları gerçek hayatta düşün. Küçükten büyüğe doğru 1'den başlayarak eşleştir.




1



2



3



4






5



6




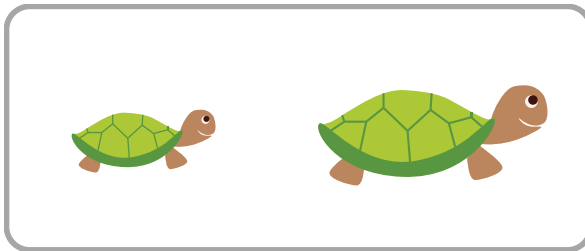


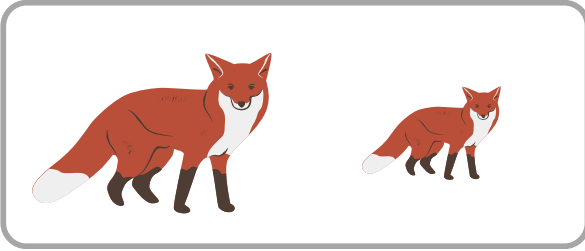




Aşağıdakileri en küçükten en büyüğe doğru sıralayın. 1'den 4'e kadar numaralandırın.




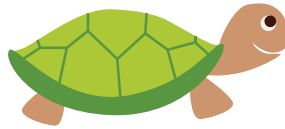




Aşağıdaki hayvanları karşılaştır. Büyük olanı çember içine al.











Aşağıdaki hayvanları karşılaştır. En küçük olanı çember içine al.














Aşağıdaki meyveleri karşılaştır. Küçük olanı çember içine al.















En büyük olanı maviye, en küçük olanı yeşile, orta boyutta olanı da pembeye boya.










Aşağıdakileri en küçükten en büyüğe doğru sırala. 1'den 3'e kadar numaralandır.





Her satırdaki en büyük resmi daire içine alın.



Resim Yap



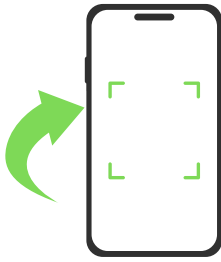
Aşağıya istediğin bir şeklin ya da nesnenin büyük-orta-küçük hallerini çizer misin?





# UZUN KISA

HER ŞEYİN BOYU FARKLI,  
UZUN, KISA YA DA AYNI.  
ZÜRAFA UZUNDUR MESELA,  
ONDAN KISADIR ZEBRA.





Şiiri bir de şarkı  
olarak dinlemek  
istersen karekodu  
okut






Uzun zürafayı ve kısa kaplumbağayı boya.



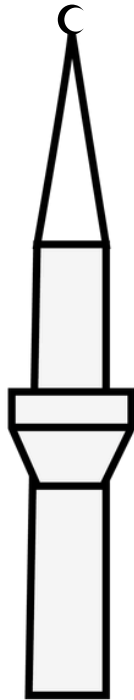
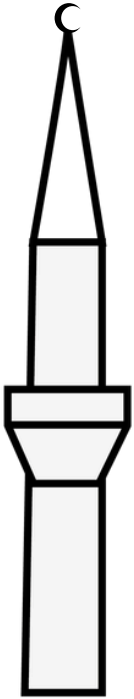
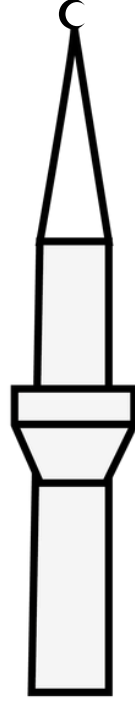
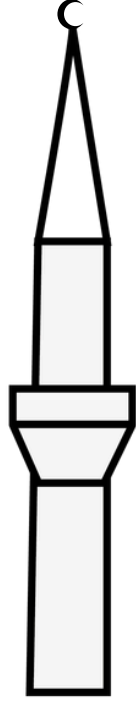
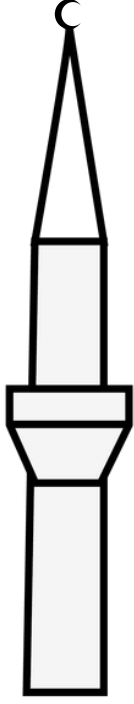


En uzun kalemleri boya.





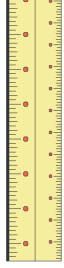
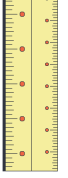
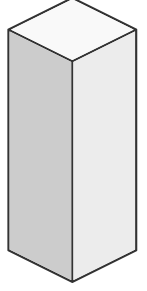
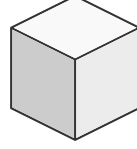


Kısa olan minareleri boya.






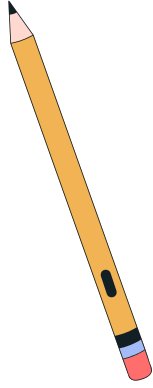




Aşağıdaki resimlerde kısa olanı işaretle.



Bul




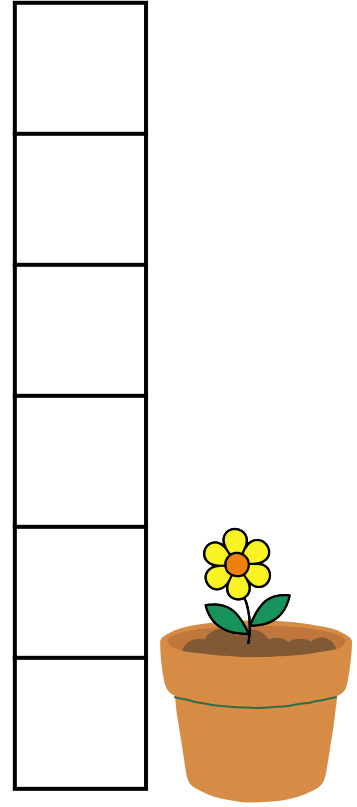




En uzun üç kalemi yuvarlak içine al, diğer kalemleri kalemliğe çizerek götür.


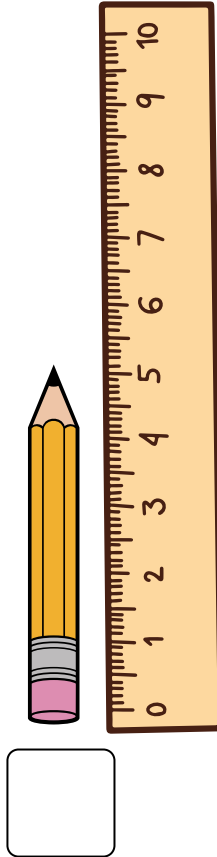
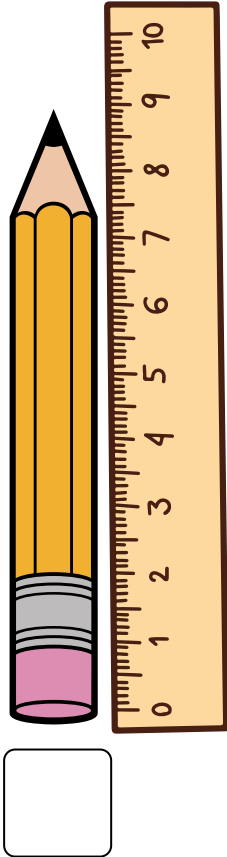
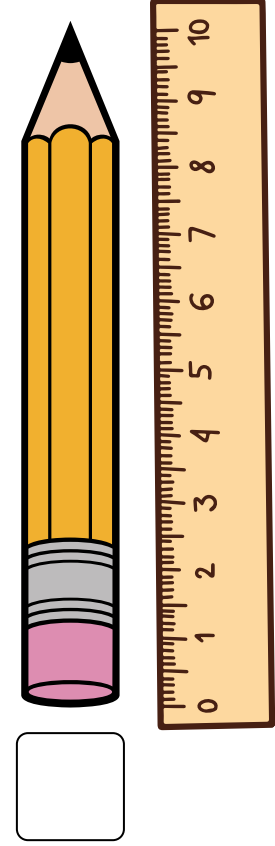
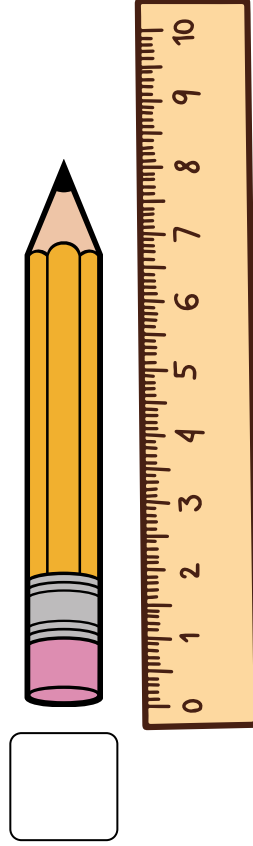





Saksıdaki çiçekler sulanarak uzuyor. Çiçeklerin boyu, yanındaki tablonun hangi yerine denk geliyor bak ve örnekteki gibi o kadar kareyi işaretle. Son olarak hangi çiçeğin en uzun, hangisinin en kısa olduğunu söyle.

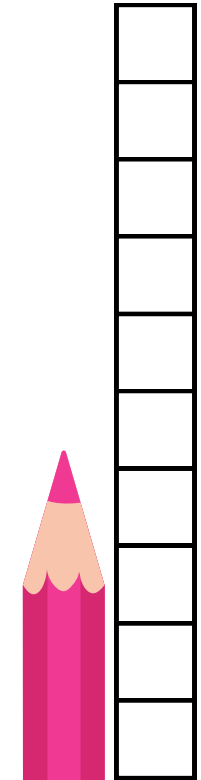

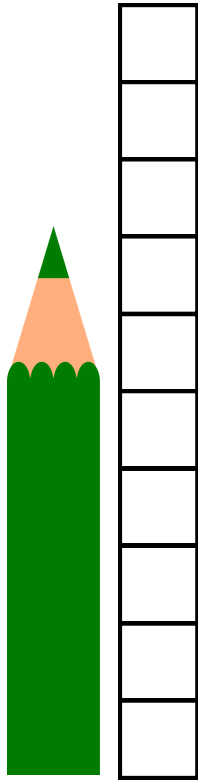

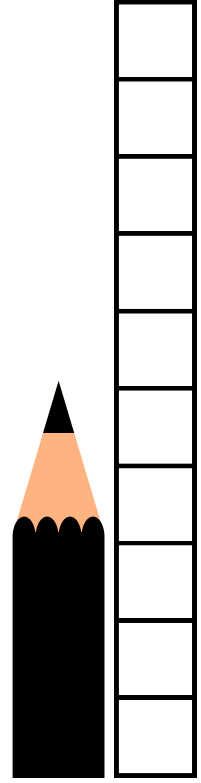

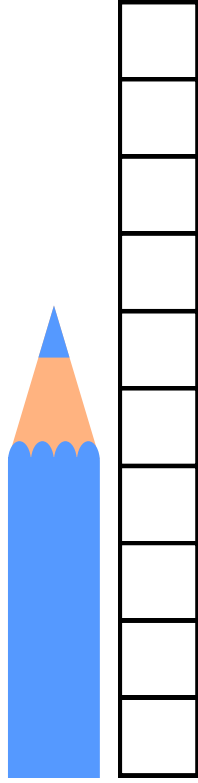



Aşağıdaki kalemlerin boyunu, yanındaki cetvele bakarak bul ve altındaki kutucuklara yaz.




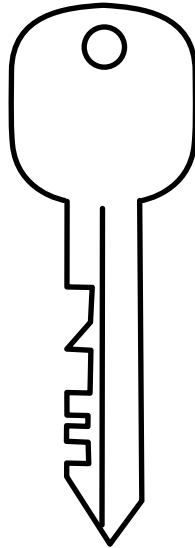


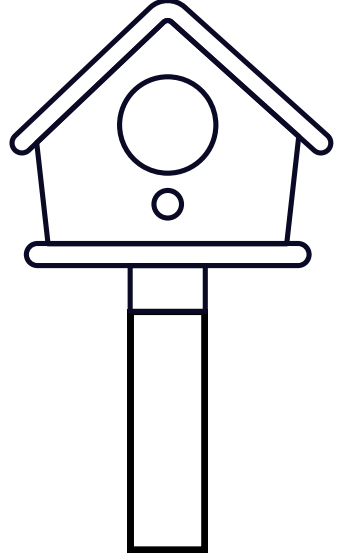




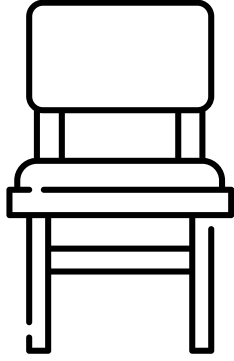
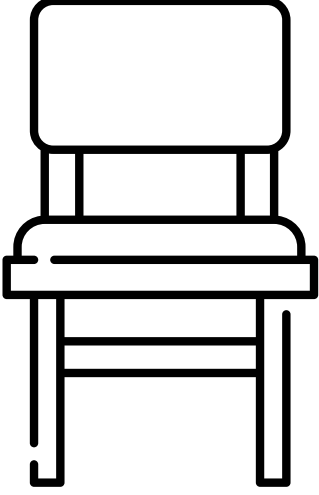


Aşağıdaki kalemlerin boyuna göre, yanlarında olan kutucukları kendi renklerine boy.




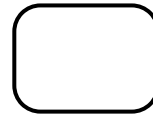












Aşağıdaki görsellere bak. Uzun olanları sarı, kısa olanları mavi renge boy.





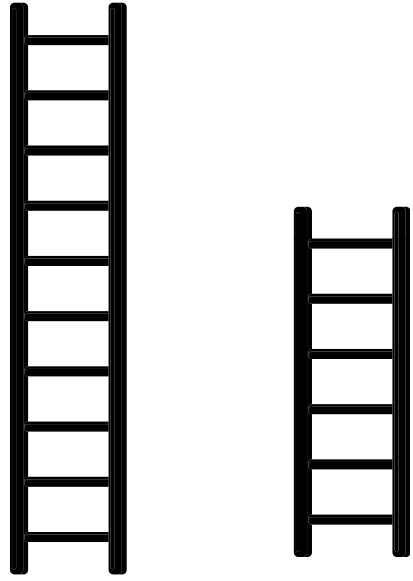
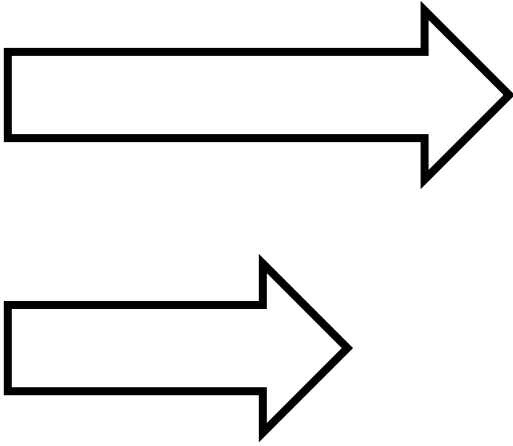
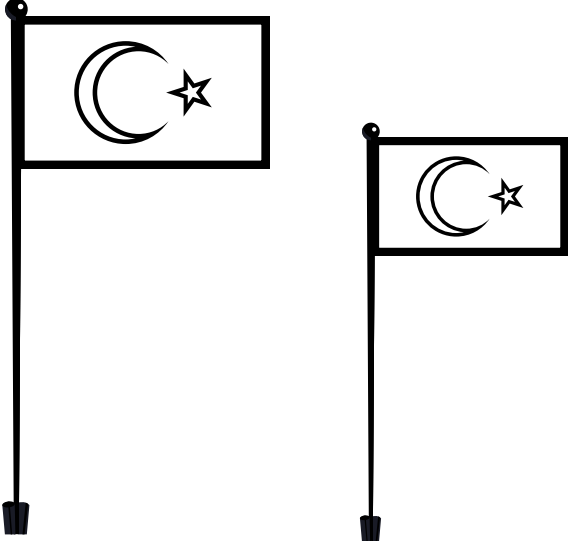


Aşağıdaki cetveli işaretli yerlerden kes. Çiçeklerin boyunu ölç ve altlarına yaz.





Aşağıdaki görselleri incele ve kısa olanları yuvarlak içine al ve boy.



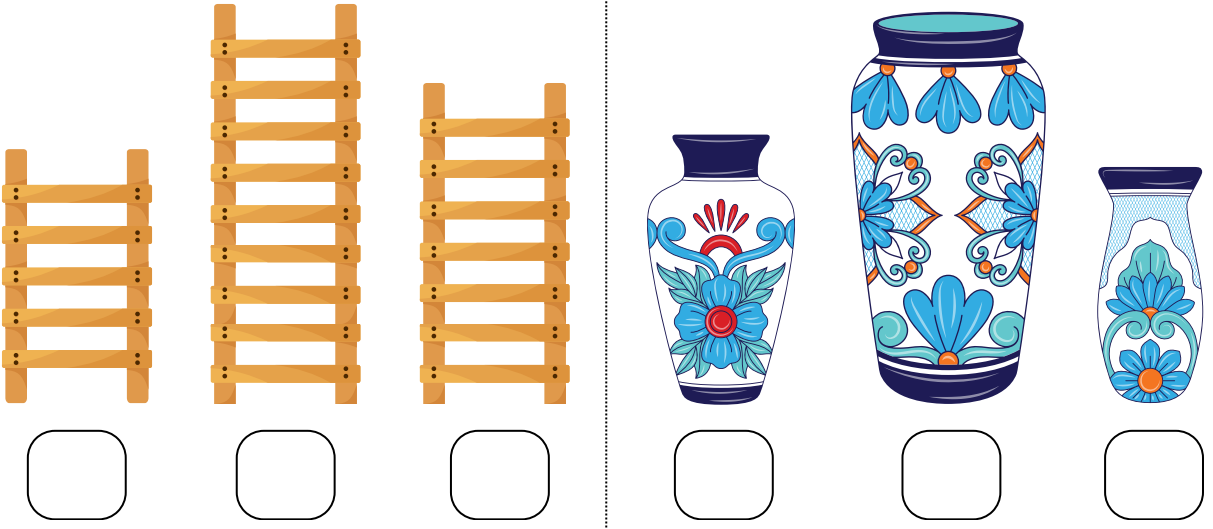


Aşağıdaki uzun okları siyah kalemle, kısa olanları mavi ile birleştir.

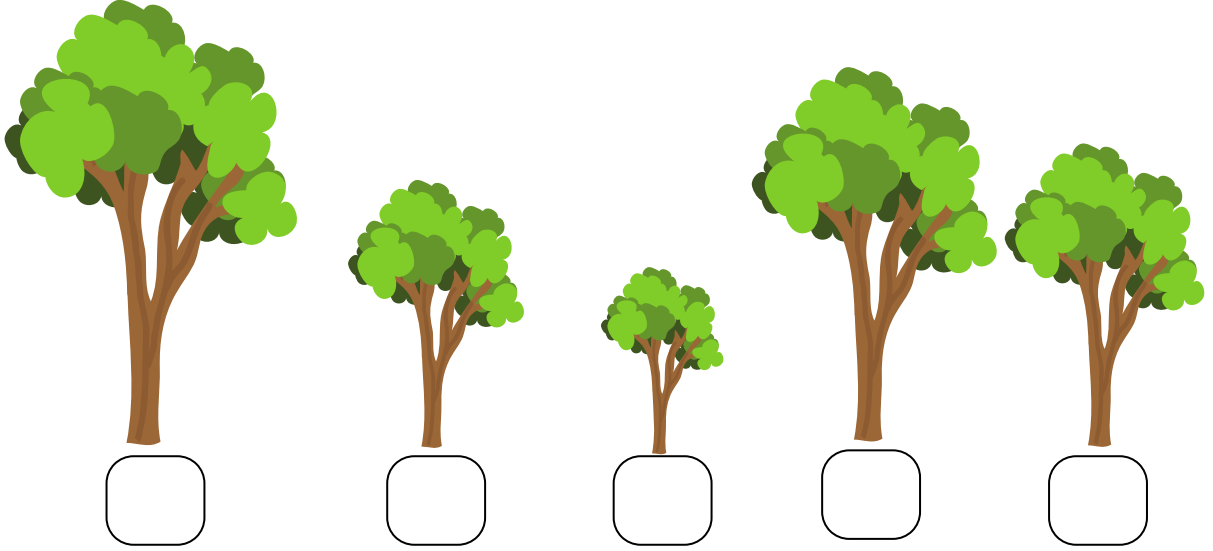




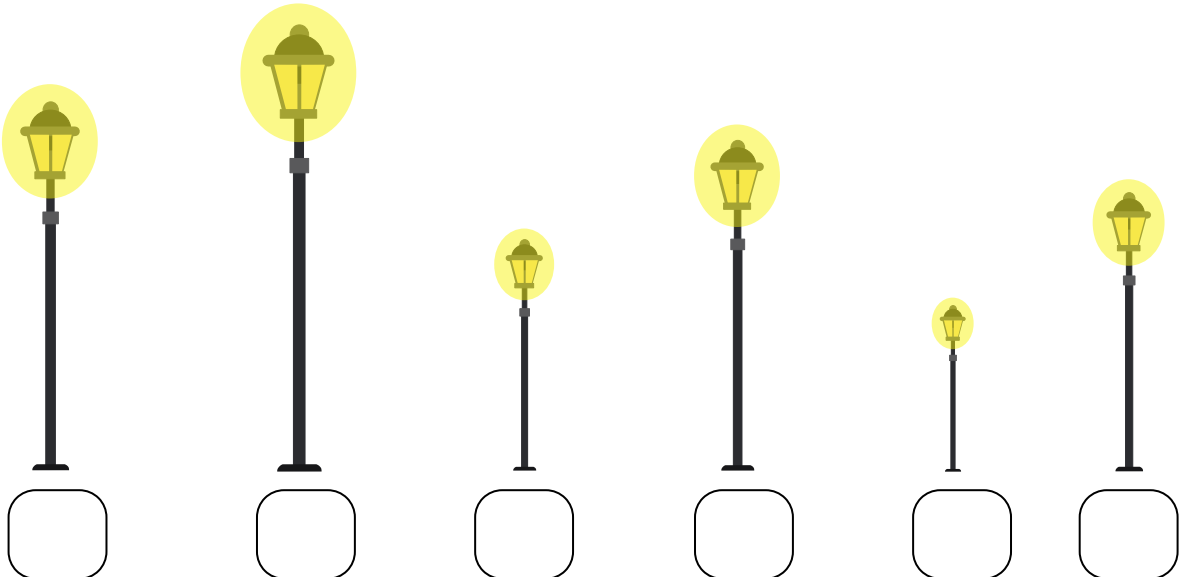
1-Aşağıdaki nesnelere en kısa olanları işaretleyin.



2-Aşağıdaki ağaçları en uzun olandan en kısaa olana doğru numaralandırın.










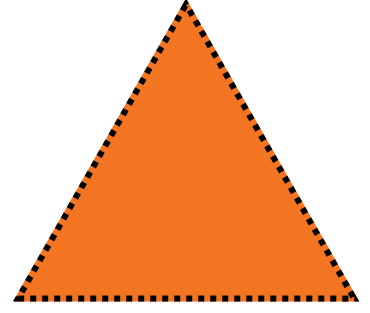
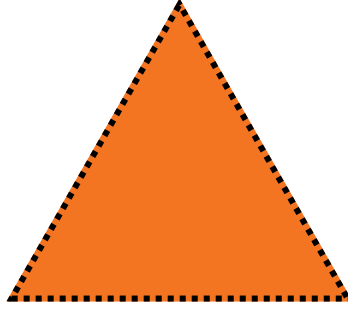
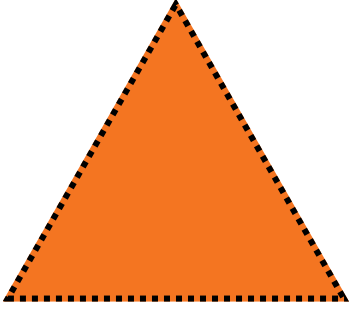


3-Aşağıdaki lambaları en kısa olandan en uzun olana doğru numaralandırın.



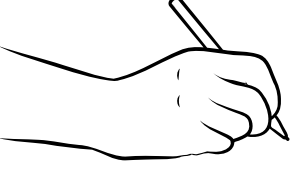


Aşağıdaki kareleri etrafından kes. Kestiğin kareleri boş bir kağıda uzun, orta ve kısa kuleler olacak şekilde üst üste yapıştır.





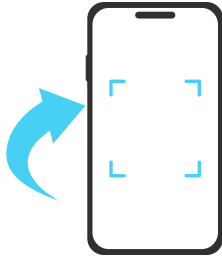
Sayfaya istediğin bir şeyin uzun ve kısa halini çiz.





# İNCE KALIN

HER ŞEYİN KALINLIĞI FARKLI  
İNCE KALIN YA DA AYNİ.  
İP İNCEDİR MESELA,  
DAHA KALINDIR KERATA.



Şiiri bir de şarkı  
olarak dinlemek  
istersen karekodu  
okut











Aşağıdaki kalın ve ince kalemleri say. Altındaki kutuya kalın ve ince kalemlerin kaç tane olduğunu yaz.




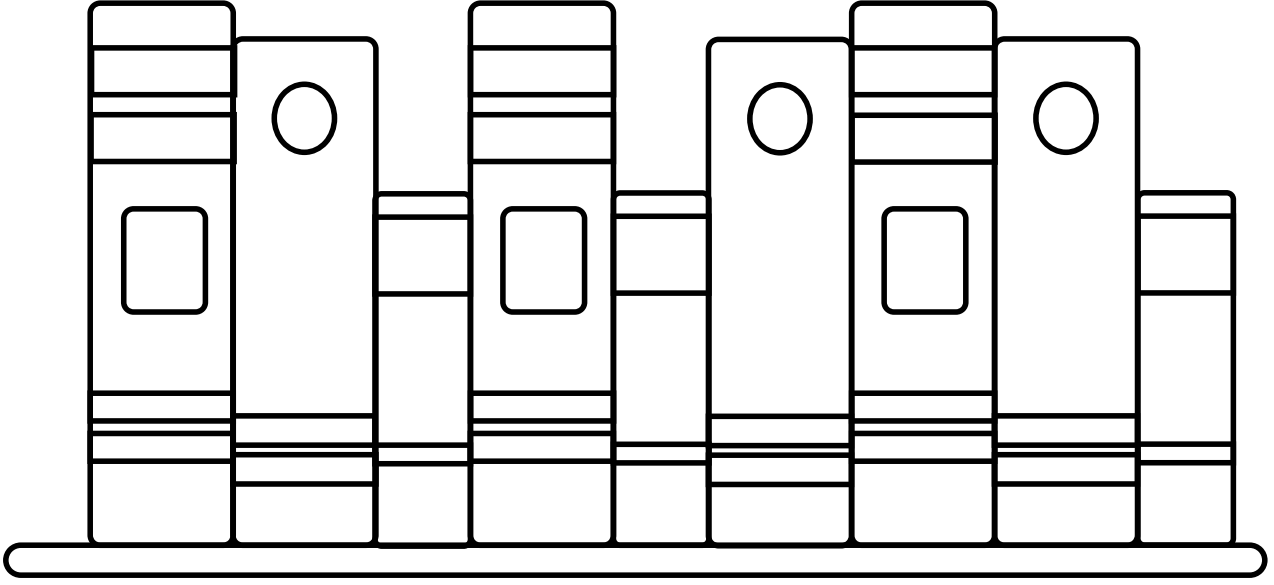


Aşağıdaki şekillerden kalın olanları yeşile, ince olanları mora boya.

















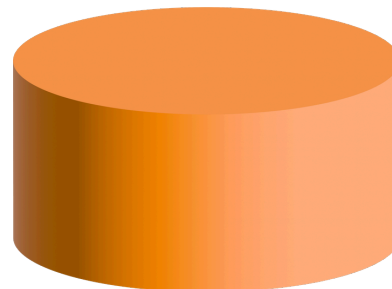






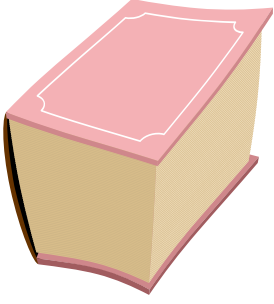
Aşağıdaki kitaplardan kalın olanları kahverengiye, ince olanları sarıya boy.



Aşağıdaki sebze ve meyvelere bak. Kalın olanları yuvarlak içerisine al.




Aşağıdaki görsellere bak. İnce olanları yuvarlak içerisine al.






Köpeği kalın olan kemiğe ulaştır.






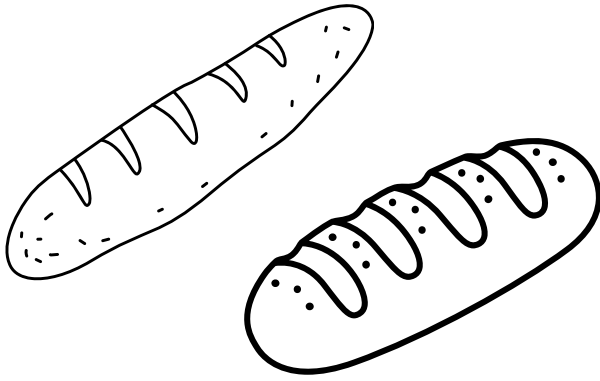
Kalın ağacı yeşile boya.



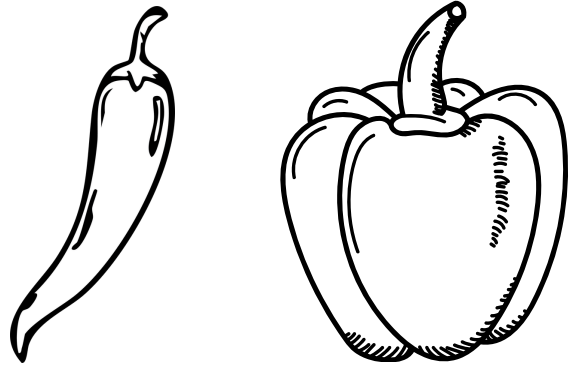
İnce havucu turuncuya boya.



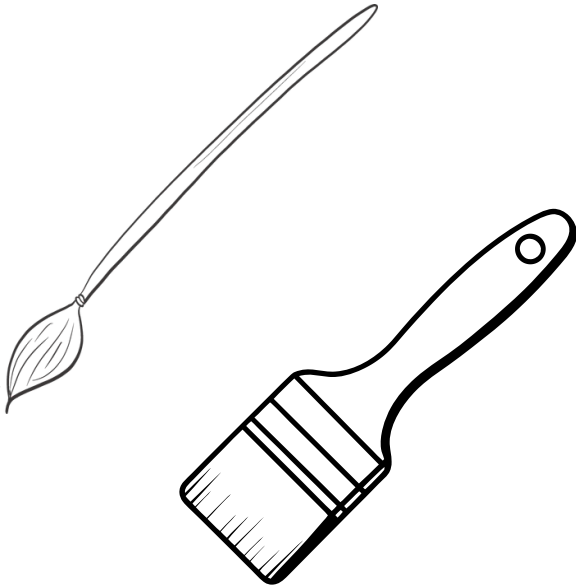
Kalın ekmeği sarıya boya.



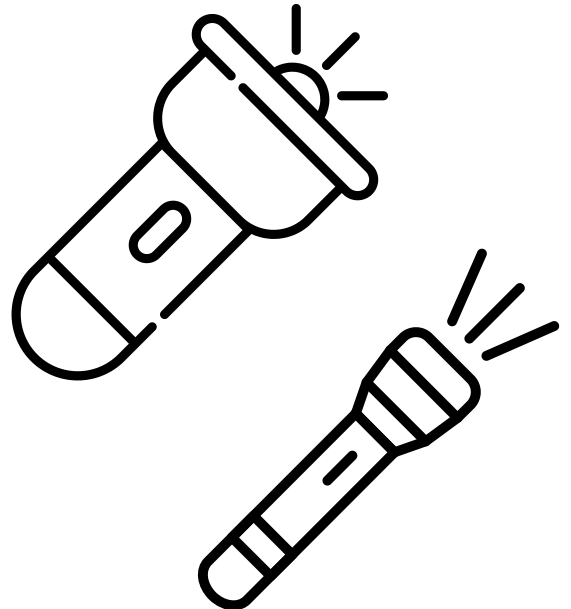
İnce biberi yeşile boya.



Kalın fırçayı siyaha boya.

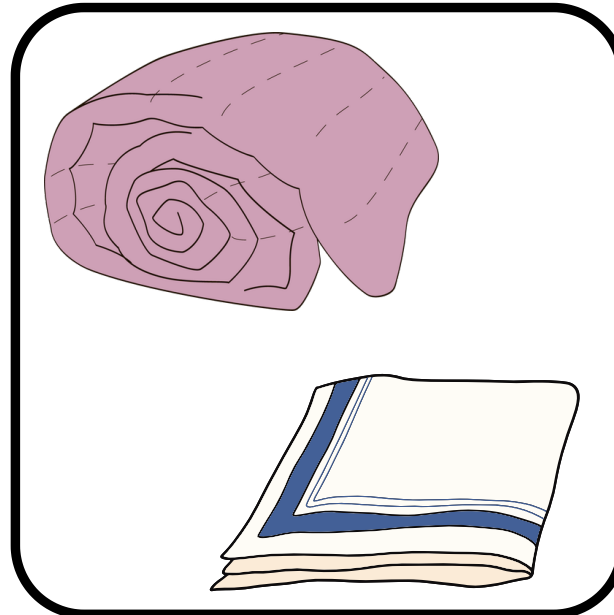



İnce feneri maviye boya.

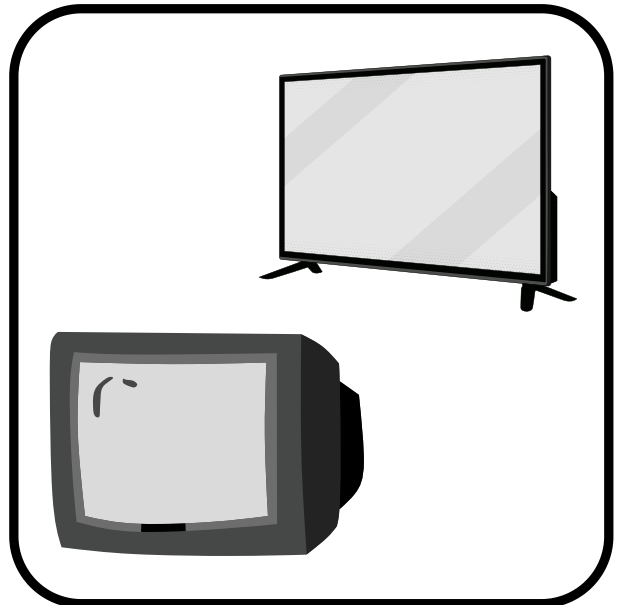





Kalın olan nesneyi çember içine al.

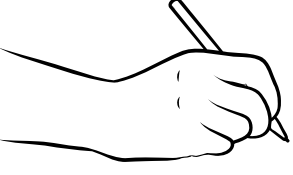


İnce olan nesneyi yuvarlak içine al.





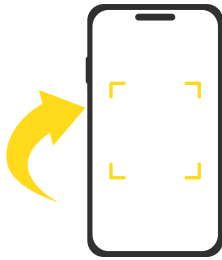
Sayfaya istediğin bir şeyin kalın ve ince halini çiz.





# GENİŞ DAR

HER ŞEYİN ENİ FARKLI  
GENİŞ, DAR YA DA AYNI.  
YOL DARDIR MESELA,  
ÇOK GENİŞTİR OVA.




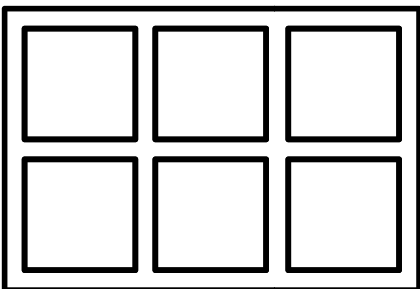

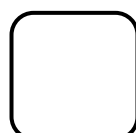

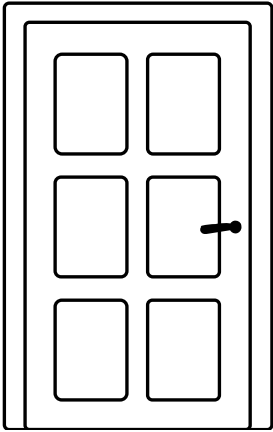
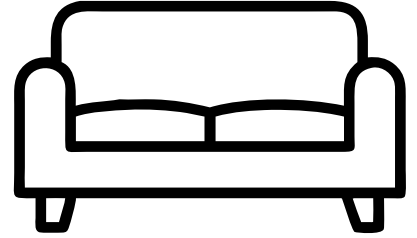
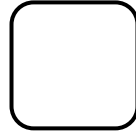





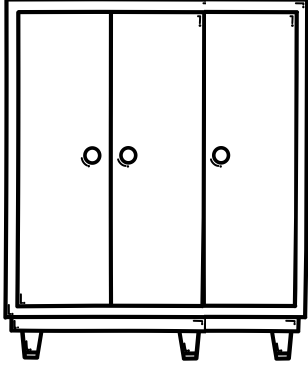


Şiiri bir de şarkı  
olarak dinlemek  
istersen karekodu  
okut






Aşağıdaki eşyaları incele. Geniş olanları boya, dar olanların sadece yanındaki kutucuğu işaretle.















Geniş yolda ve dar yolda kaç tane araba var say ve altındaki kutucuklara yaz.

















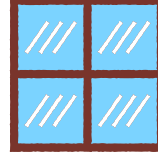


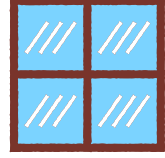






Dar olan kapıları çember içine al. Kapıları say ve aşağıdaki kapıların altına yaz.






Geniş olan pencereleri çember içine al. Pencereleri say ve aşağıdaki kutulara yaz.








Kapıları en dardan geniş doğru 1'den başlayarak numaralarla sırala.



•

• 3




•

• 1



•

• 2





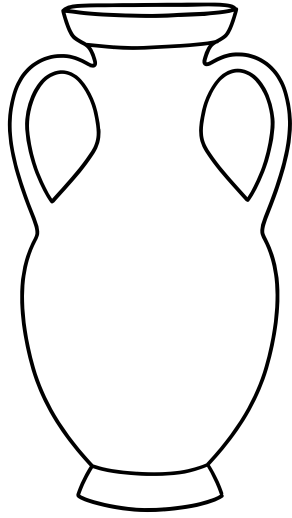


•

• 4

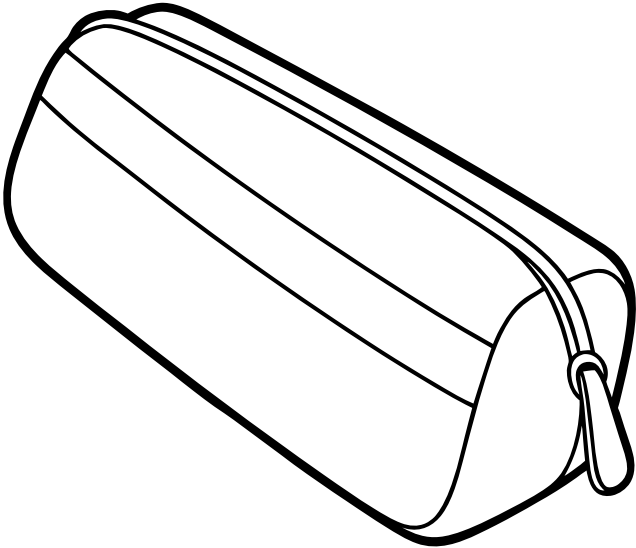
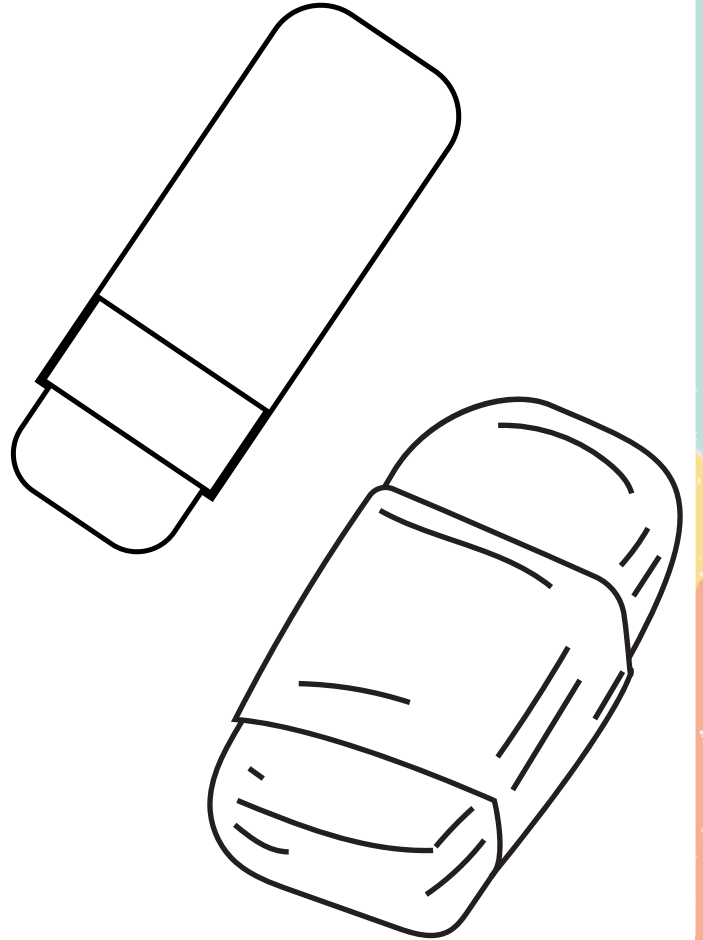
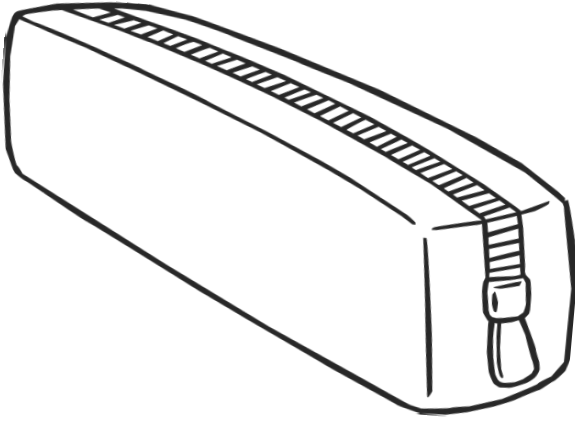
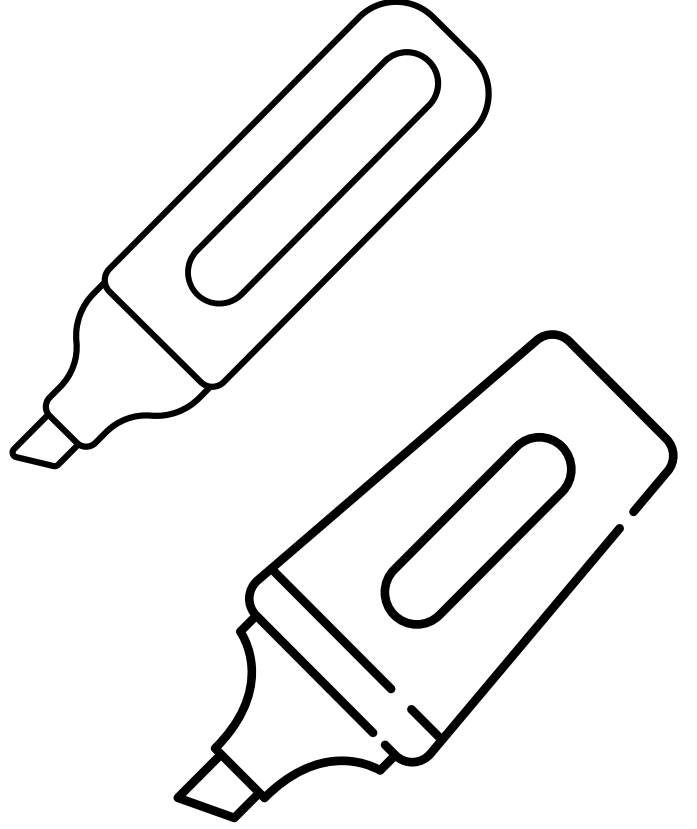
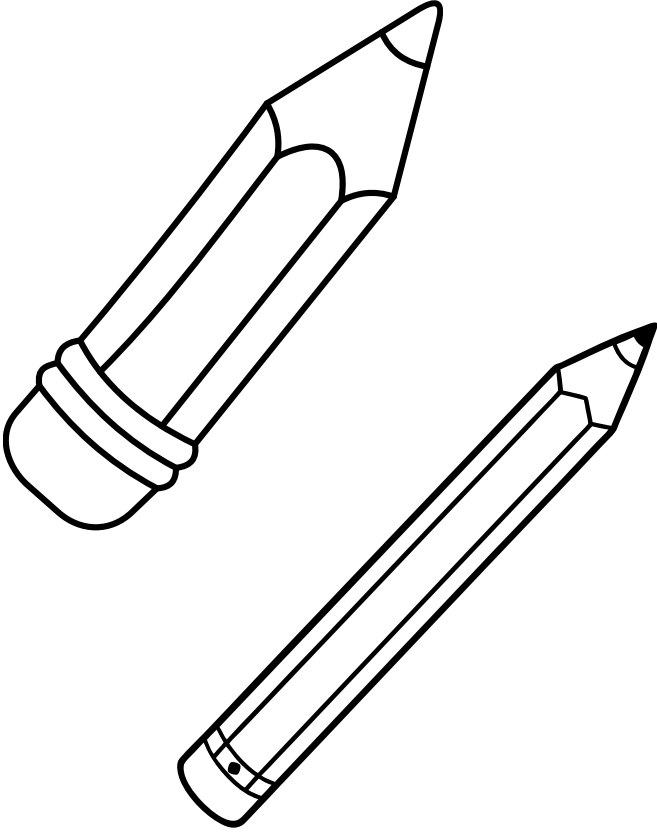


Geniş olan nesnelere boya.



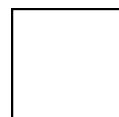









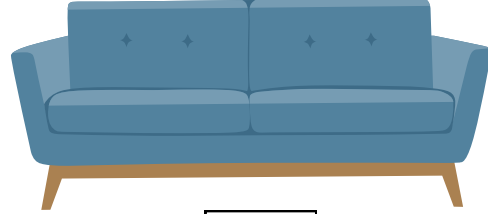









Dar olan nesneleri boya.





Dar olan nesnelerin altındaki kutuya biz çizgi (-) çiz, geniş olan nesnelerin altındaki kutuları boya.





Dar olan kitaplığın raflarına ince kitaplar, dar olan tahtaya ince şekil; geniş olan kitaplığa kalın kitaplar, geniş olan tahtaya geniş şekil çiz.

